


# Service Manual

Plasma Television

Model No. **TX-P50GT60E**  
**TX-P50GTW60**


GPF16D-E Chassis



## **WARNING**

This service information is designed for experienced repair technicians only and is not designed for use by the general public. It does not contain warnings or cautions to advise non-technical individuals of potential dangers in attempting to service a product. Products powered by electricity should be serviced or repaired only by experienced professional technicians. Any attempt to service or repair the product or products dealt with in this service information by anyone else could result in serious injury or death.

## **IMPORTANT SAFETY NOTICE**

There are special components used in this equipment which are important for safety. These parts are marked by  in the Schematic Diagrams, Circuit Board Diagrams, Exploded Views and Replacement Parts List. It is essential that these critical parts should be replaced with manufacturer's specified parts to prevent shock, fire or other hazards. Do not modify the original design without permission of manufacturer.

# TABLE OF CONTENTS

	PAGE
<b>1 Safety Precautions</b>	<b>3</b>
1.1. General Guidelines	3
1.2. Touch-Current Check	3
<b>2 Warning</b>	<b>4</b>
2.1. Prevention of Electrostatic Discharge (ESD) to Electrostatically Sensitive (ES) Devices	4
2.2. About lead free solder (PbF)	5
<b>3 Service Navigation</b>	<b>6</b>
3.1. PCB Layout	6
<b>4 Specifications</b>	<b>7</b>
<b>5 Technical Descriptions</b>	<b>9</b>
5.1. Specification of KEY for CI Plus, DTCP-IP, WIDEVINE, Netflix and One-to-One	9
5.2. USB HDD Recording	9
<b>6 Service Mode</b>	<b>10</b>
6.1. How to enter into Service Mode	10
6.2. Option - Mirror	12
6.3. Service tool mode	12
6.4. DRV Check - USBHDD Check	13
6.5. Hotel mode	13
6.6. Data Copy by USB Memory	14
<b>7 Troubleshooting Guide</b>	<b>17</b>
7.1. Check of the IIC bus lines	17
7.2. Power LED Blinking timing chart	18
7.3. No Power	19
7.4. No Picture	19
7.5. Local screen failure	20
<b>8 Service Fixture &amp; Tools</b>	<b>21</b>
8.1. SC jig	21
<b>9 Disassembly and Assembly Instructions</b>	<b>22</b>
9.1. Disassembly Flow Chart for the Unit	22
9.2. Disassembly Procedure for the Unit	23
<b>10 Measurements and Adjustments</b>	<b>29</b>
10.1. Adjustment	29
<b>11 Block Diagram</b>	<b>31</b>
11.1. Main Block Diagram	31
11.2. Block (1/4) Diagram	32
11.3. Block (2/4) Diagram	33
11.4. Block (3/4) Diagram	34
11.5. Block (4/4) Diagram	35
<b>12 Wiring Connection Diagram</b>	<b>37</b>
12.1. Caution statement.	37
12.2. Wiring (1)	37
12.3. Wiring (2)	38
12.4. Wiring (3)	38

PAGE

# 1 Safety Precautions

## 1.1. General Guidelines

1. When conducting repairs and servicing, do not attempt to modify the equipment, its parts or its materials.
2. When wiring units (with cables, flexible cables or lead wires) are supplied as repair parts and only one wire or some of the wires have been broken or disconnected, do not attempt to repair or re-wire the units. Replace the entire wiring unit instead.
3. When conducting repairs and servicing, do not twist the Fasten connectors but plug them straight in or unplug them straight out.
4. When servicing, observe the original lead dress. If a short circuit is found, replace all parts which have been overheated or damaged by the short circuit.
5. After servicing, see to it that all the protective devices such as insulation barriers, insulation papers shields are properly installed.
6. After servicing, make the following leakage current checks to prevent the customer from being exposed to shock hazards.

## 1.2. Touch-Current Check

1. Plug the AC cord directly into the AC outlet. Do not use an isolation transformer for this check.
2. Connect a measuring network for touch currents between each exposed metallic part on the set and a good earth ground such as a water pipe, as shown in Figure 1.
3. Use Leakage Current Tester (Simpson 228 or equivalent) to measure the potential across the measuring network.
4. Check each exposed metallic part, and measure the voltage at each point.
5. Reserve the AC plug in the AC outlet and repeat each of the above measure.
6. The potential at any point (TOUCH CURRENT) expressed as voltage  $U_1$  and  $U_2$ , does not exceed the following values:

For a. c.:  $U_1 = 35 \text{ V}$  (peak) and  $U_2 = 0.35 \text{ V}$  (peak);

For d. c.:  $U_1 = 1.0 \text{ V}$ ,

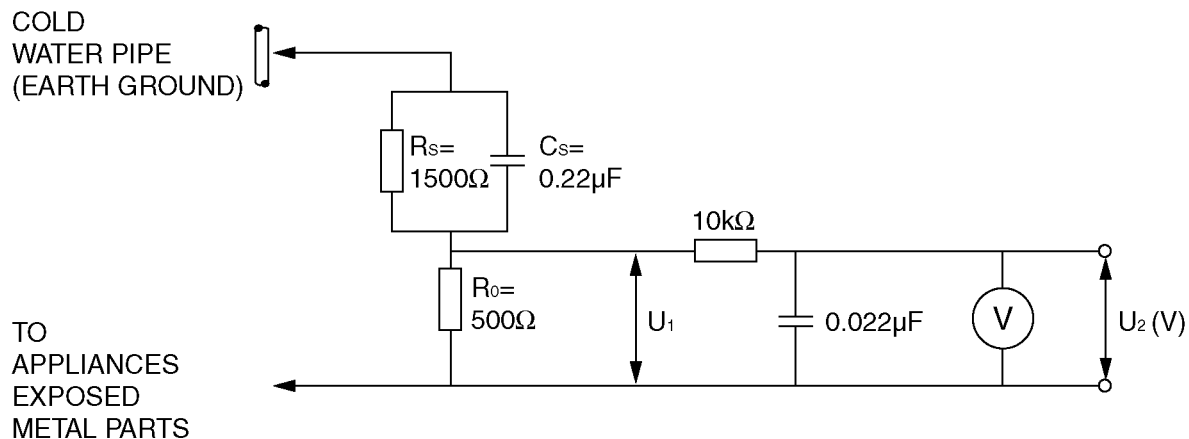
**Note:**

The limit value of  $U_2 = 0.35 \text{ V}$  (peak) for a. c. and  $U_1 = 1.0 \text{ V}$  for d. c. correspond to the values  $0.7 \text{ mA}$  (peak) a. c. and  $2.0 \text{ mA}$  d. c.

The limit value  $U_1 = 35 \text{ V}$  (peak) for a. c. correspond to the value  $70 \text{ mA}$  (peak) a. c. for frequencies greater than  $100 \text{ kHz}$ .

7. In case a measurement is out of the limits specified, there is a possibility of a shock hazard, and the equipment should be repaired and rechecked before it is returned to the customer.

### Measuring network for TOUCH CURRENTS



Resistance values in ohms ( $\Omega$ )

V: Voltmeter or oscilloscope  
(r.m.s. or peak reading)

Input resistance:  $\geq 1 \text{ M}\Omega$

Input capacitance:  $\leq 200 \text{ pF}$

Frequency range:  $15 \text{ Hz}$  to  $1 \text{ MHz}$  and d.c. respectively

NOTE - Appropriate measures should be taken to obtain the correct value in case of non-sinusoidal waveforms.

Figure 1

## 2 Warning

### 2.1. Prevention of Electrostatic Discharge (ESD) to Electrostatically Sensitive (ES) Devices

Some semiconductor (solid state) devices can be damaged easily by static electricity. Such components commonly are called Electrostatically Sensitive (ES) Devices. Examples of typical ES devices are integrated circuits and some field-effect transistors and semiconductor [chip] components. The following techniques should be used to help reduce the incidence of component damage caused by electrostatic discharge (ESD).

1. Immediately before handling any semiconductor component or semiconductor-equipped assembly, drain off any ESD on your body by touching a known earth ground. Alternatively, obtain and wear a commercially available discharging ESD wrist strap, which should be removed for potential shock reasons prior to applying power to the unit under test.
2. After removing an electrical assembly equipped with ES devices, place the assembly on a conductive surface such as aluminum foil, to prevent electrostatic charge buildup or exposure of the assembly.
3. Use only a grounded-tip soldering iron to solder or unsolder ES devices.
4. Use only an anti-static solder removal device. Some solder removal devices not classified as [anti-static (ESD protected)] can generate electrical charge sufficient to damage ES devices.
5. Do not use freon-propelled chemicals. These can generate electrical charges sufficient to damage ES devices.
6. Do not remove a replacement ES device from its protective package until immediately before you are ready to install it. (Most replacement ES devices are packaged with leads electrically shorted together by conductive foam, aluminum foil or comparable conductive material).
7. Immediately before removing the protective material from the leads of a replacement ES device, touch the protective material to the chassis or circuit assembly into which the device will be installed.

#### **Caution**

Be sure no power is applied to the chassis or circuit, and observe all other safety precautions.

8. Minimize bodily motions when handling unpackaged replacement ES devices. (Otherwise ham less motion such as the brushing together of your clothes fabric or the lifting of your foot from a carpeted floor can generate static electricity (ESD) sufficient to damage an ES device).



## 2.2. About lead free solder (PbF)

**Note:** Lead is listed as (Pb) in the periodic table of elements.

In the information below, Pb will refer to Lead solder, and PbF will refer to Lead Free Solder.

The Lead Free Solder used in our manufacturing process and discussed below is (Sn+Ag+Cu).

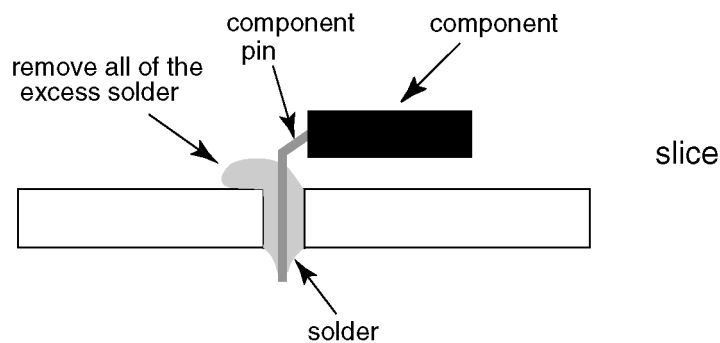
That is Tin (Sn), Silver (Ag) and Copper (Cu) although other types are available.

This model uses Pb Free solder in it's manufacture due to environmental conservation issues. For service and repair work, we'd suggest the use of Pb free solder as well, although Pb solder may be used.

PCBs manufactured using lead free solder will have the PbF within a leaf Symbol **PbF** stamped on the back of PCB.

### Caution

- Pb free solder has a higher melting point than standard solder. Typically the melting point is 50 ~ 70 °F (30~40 °C) higher. Please use a high temperature soldering iron and set it to 700 ± 20 °F (370 ± 10 °C).
- Pb free solder will tend to splash when heated too high (about 1100 °F or 600 °C).  
If you must use Pb solder, please completely remove all of the Pb free solder on the pins or solder area before applying Pb solder. If this is not practical, be sure to heat the Pb free solder until it melts, before applying Pb solder.
- After applying PbF solder to double layered boards, please check the component side for excess solder which may flow onto the opposite side. (see figure below)



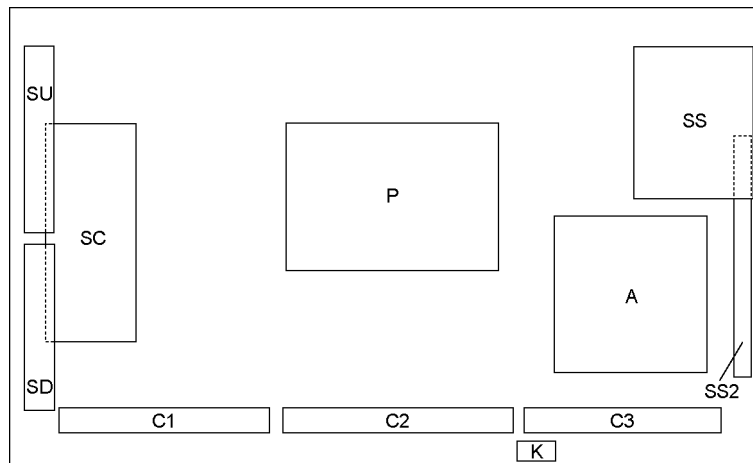
### Suggested Pb free solder

There are several kinds of Pb free solder available for purchase. This product uses Sn+Ag+Cu (tin, silver, copper) solder. However, Sn+Cu (tin, copper), Sn+Zn+Bi (tin, zinc, bismuth) solder can also be used.

0.3mm X 100g	0.6mm X 100g	1.0mm X 100g

## 3 Service Navigation

### 3.1. PCB Layout



Board Name	Function
P	Power Supply
A	Main AV input, processing
K	Remote receiver, Power LED, C.A.T.S sensor
C1	Data Driver (Lower Right)
C2	Data Driver (Lower Center)
C3	Data Driver (Lower Left)
SC	Scan Drive
SS	Sustain Drive
SS2	Sustain out (Lower)
SU	Scan out (Upper) Non serviceable. SU-Board should be exchanged for service.
SD	Scan out (Lower) Non serviceable. SD-Board should be exchanged for service.

## 4 Specifications

### ■ Product fiche

Energy efficiency class	C
Visible screen size (diagonal)	127 cm / 50 inches
On mode average power consumption	185 W
Annual energy consumption*1	257 kWh
Rated power consumption	430 W
Standby power consumption*2	0.30 W
Off mode power consumption	0.25 W
Display resolution	1,920 (W) × 1,080 (H)

\*1: Energy consumption XYZ kWh per year, based on the power consumption of the television operating 4 hours per day for 365 days.  
The actual energy consumption will depend on how the television is used.

\*2: When the TV is turned off with the remote control and no function is active.

### ■ Other information

<b>Dimensions (W × H × D)</b>	1,170 mm × 750 mm × 308 mm (With Pedestal) 1,170 mm × 697 mm × 49 mm (TV only)
<b>Mass</b>	26.0 kg Net (With Pedestal) 22.5 kg Net (TV only)
<b>Power source</b>	AC 220-240 V, 50 / 60 Hz
<b>Panel</b>	Plasma panel
<b>Sound</b>	
<b>Speaker</b>	Speaker × 2, Woofer (φ 75 mm) × 1
<b>Audio output</b>	20 W (5 W + 5 W + 10 W)
<b>Headphones</b>	M3 (3.5 mm) stereo mini Jack × 1
<b>Connection terminals</b>	
<b>AV1 input / output</b>	<b>SCART</b> (Audio/Video in, Audio/Video out, RGB in)
<b>AV2 input (COMPONENT / VIDEO)</b>	<b>VIDEO:</b> RCA PIN Type × 1 1.0 V [p-p] (75 Ω) <b>AUDIO L-R:</b> RCA PIN Type × 2 0.5 V [rms] <b>Y:</b> 1.0 V [p-p] (including synchronization) <b>P<sub>B</sub>, P<sub>R</sub>:</b> ±0.35 V [p-p]
<b>HDMI1 / 2 / 3 input</b>	TYPE A Connectors HDMI1 / 3 : 3D, Content Type, Deep Colour, x.v.Colour™ HDMI2 : 3D, Content Type, Audio Return Channel, Deep Colour, x.v.Colour™  • This TV supports [ HDAVI Control 5 ] function.
<b>Card slot</b>	SD Card slot × 1 Common Interface slot (complies with CI Plus) × 1
<b>ETHERNET</b>	RJ45, IEEE802.3 10BASE-T / 100BASE-TX
<b>USB 1 / 2 / 3</b>	USB1 / 2: USB2.0 DC 5 V, Max. 500 mA USB3: USB3.0 DC 5 V, Max. 900 mA
<b>DIGITAL AUDIO output</b>	PCM / Dolby Digital / DTS, Fiber optic
<b>Receiving systems / Band name</b>	<b>DVB-S / S2</b> Digital satellite services (MPEG2 and MPEG4-AVC(H.264)) Receiver frequency range - 950 MHz to 2,150 MHz DiSEqC - Version 1.0  <b>DVB-C</b> Digital cable services (MPEG2 and MPEG4-AVC(H.264)) <b>DVB-T</b> Digital terrestrial services (MPEG2 and MPEG4-AVC(H.264)) <b>PAL B, G, H, I, SECAM B, G, SECAM L, L'</b> VHF E2 - E12 VHF H1 - H2 (ITALY) VHF A - H (ITALY) UHF E21 - E69 CATV (S01 - S05) CATV S1 - S10 (M1 - M10) CATV S11 - S20 (U1 - U10) CATV S21 - S41 (Hyperband) <b>PAL D, K, SECAM D, K</b> VHF R1 - R2 VHF R3 - R5 VHF R6 - R12 UHF E21 - E69 <b>PAL 525/60</b> Playback of NTSC tape from some PAL Video recorders (VCR) <b>M.NTSC</b> Playback from M. NTSC Video recorders (VCR) <b>NTSC (AV input only)</b> Playback from NTSC Video recorders (VCR) • Check the latest information on the available services at the following website. (English only) <a href="http://panasonic.net/viera/support">http://panasonic.net/viera/support</a>  <b>Satellite dish input</b> Female F-type 75 Ω <b>Aerial input</b> VHF / UHF  <b>Operating conditions</b>  Temperature: 0 °C- 35 °C Humidity: 20 % - 80 % RH (non-condensing)

**Built-in wireless LAN****Standard compliance and  
Frequency range\*<sup>3</sup>**

IEEE 802.11a/n  
5.180 GHz - 5.320 GHz, 5.500 GHz - 5.580 GHz, 5.660 GHz - 5.700 GHz  
IEEE 802.11b/g/n  
2.412 GHz - 2.472 GHz  
WPA2-PSK (TKIP/AES) WPA-PSK (TKIP/AES) WEP (64 bit/128 bit)

**Security****Bluetooth wireless technology\*<sup>4</sup>****Standard Compliance  
Frequency Range**

Bluetooth 3.0  
2.402 GHz - 2.480 GHz

\*<sup>3</sup>: The frequency and channel differ depending on the country.

\*<sup>4</sup>: Not all the Bluetooth compatible devices are available with this TV. Up to 5 devices can be used simultaneously (except the 3D Eyewear).

**■ 3D Eyewear****Dimensions (W × H × D)**

164.7 mm × 41.0 mm × 170.7 mm

**Mass**

Approx. 34 g

**Lens type**

Liquid Crystal Shutter

**Usage temperature range**

0 °C - 40 °C

**Battery**

Coin-shaped lithium battery CR2025

Operation time: Approx. 75 hours in continuous use of the battery made by Panasonic

**Materials**

Main body: Resin

Lens section: Liquid crystal glass

**Note**

- Design and Specifications are subject to change without notice. Mass and Dimensions shown are approximate.
- For the information of the open source software, refer to [eHELP] (Support > Licence).
- This equipment complies with the EMC standards listed below.  
EN55013, EN61000-3-2, EN61000-3-3, EN55020, EN55022, EN55024
- 3D Eyewear uses Bluetooth wireless technology.

## 5 Technical Descriptions

### 5.1. Specification of KEY for CI Plus, DTCP-IP, WIDEVINE, Netflix and One-to-One

#### 5.1.1. General information:

1. NAND Flash (IC8900) for spare parts has the seed of KEY for each DTCP-IP for DLNA, WMDRM for Netflix and Widevine for CinemaNow.
2. The final KEY data will be generated by Main IC (IC8000) when SELF CHECK was done and are stored in both Main IC (IC8000) and NAND Flash (IC8900).

#### 5.1.2. Replacement of ICs:

When Main IC (IC8000) is replaced, NAND Flash (IC8900) should be also replaced with new one the same time.

When NAND Flash (IC8900) is replaced, Main IC (IC8000) is not necessary to be replaced the same time.

After the replacement of IC, SELF CHECK should be done to generate the final KEY data.

How to SELF CHECK: While pressing [VOLUME ( - )] button on the main unit, press [MENU] button on the remote control for more than 3 seconds.

TV will be forced to the factory shipment setting after this SELF CHECK.

#### 5.1.3. Model and Keys:

Model No.	Keys				
	One-to-One (For USB Rec.)	CI Plus	DTCP-IP	WIDEVINE	Netflix
TX-P50GT60E	Yes	Yes	Yes	Yes	Yes
TX-P50GTW60	Yes	Yes	Yes	Yes	Yes

### 5.2. USB HDD Recording

#### 5.2.1. General information:

Digital TV programmes can be recorded in USB HDD.

A One-to-One key generated in A-board by SELF CHECK binds TV and USB-HDD for communication.

That key is only one key for them. If the key is difference, TV can not access USB-HDD.

#### Caution:

**New key will be generated by following SELF CHECK and previous TV programmes recorded in USB HDD will not be viewed.**

**SELF CHECK:** While pressing [VOLUME ( - )] button on the main unit, press [MENU] button on the remote control for more than 3 seconds.

# 6 Service Mode

## 6.1. How to enter into Service Mode

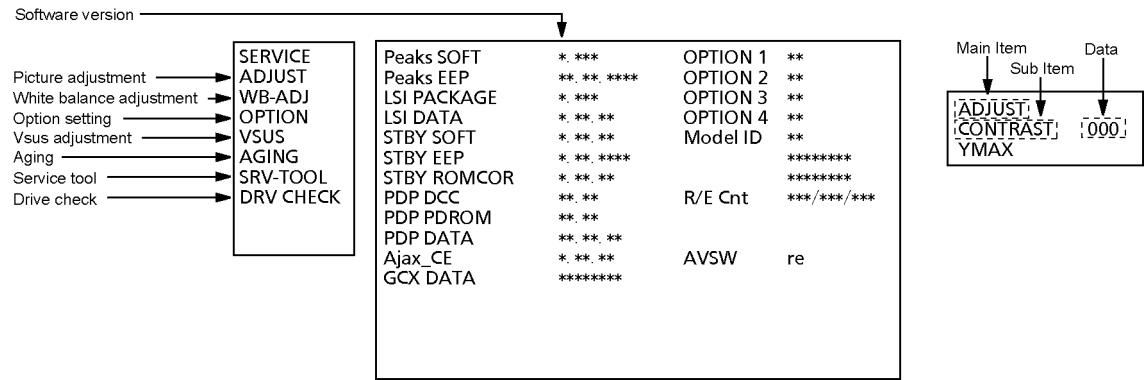
### 6.1.1. Purpose

After exchange parts, check and adjust the contents of adjustment mode.

While pressing [VOLUME ( - )] button of the main unit, press [ RED ] button of the remote control three times within 2 seconds.

**Note:**

Service Mode can not be entered when 3D signal input.  
Input 2D signal to enter Service Mode.



### 6.1.2. Key command

- [1] button...Main items Selection in forward direction
- [2] button...Main items Selection in reverse direction
- [3] button...Sub items Selection in forward direction
- [4] button...Sub items Selection in reverse direction
- [VOL] button...Value of sub items change in forward direction ( + ), in reverse direction ( - )

### 6.1.3. How to exit

Switch off the power with the [POWER] button on the main unit or the [POWER] button on the remote control.

#### 6.1.4. Contents of adjustment mode

- Value is shown as a hexadecimal number.
- Preset value differs depending on models.
- After entering the adjustment mode, take note of the value in each item before starting adjustment.

Main item	Sub item	Sample Data	Remark
ADJUST	CONTRAST	277	
	COLOR	36	
	TINT	00	
	SUB-BRT	800	
	H-POS	0	
	H-AMP	0	
	V-POS	0	
	V-AMP	0	
WB-ADJ	R-CUT	80	
	G-CUT	80	
	B-CUT	80	
	R-DRV	EE	
	G-DRV	FF	
	B-DRV	86	
	ALL-CUT	80	
	ALL-DRV	FF	
OPTION	Panel-Type	50FHD	Factory Preset
	Boot	ROM	
	STBY-SET	00	
	EMERGENCY	ON	
	CLK MODE	00	
	CLOCK	000	
	Y/C Delay	0	
	OPT 1	00010100	
	OPT 2	11101110	
	OPT 3	00000001	
	OPT 4	00010010	
	EDID-CLK	MID	
	MIRROR	00 (See Option-Mirror)	
	AMR-SELECT	OFF	
VSUS		LOW	See Vsus selection
AGING	ALL WHITE		Built-in test patterns can be displayed.
	MIDDLE BLUE WITH MAGENTA OUTSIDE FRAME		
	MIDDLE STEP GREEN		
	MIDDLE STEP RED		
	LOW STEP WHITE		
	ALL BLUE		
	ALL GREEN		
	ALL RED		
	WHITE DIAGONAL STRIPE		
	RED DIAGONAL STRIPE		
	GREEN DIAGONAL STRIPE		
	BLUE DIAGONAL STRIPE		
	A-ZONE & B-ZONE		
	1% WINDOW		
	COLOR BAR		
	9 POINTS BRIGHT MEASURE		
	2 DOT OUTSIDE FRAME		
	DOUBLE FIXED 1% WINDOW		
	VERTICAL LINE SCROLL		
	ON/OFF		
	R/G/B/W ROTATION WITH COUNT DISPLAY		
	HALF FIXED ALL WHITE		
	ALL WHITE WITH COUNT DISPLAY		
SRV-TOOL		00	See Service tool mode
DRV CHECK	USBHDD CHECK	00	See DRV Check-USBHDD Check

6.2. Option - Mirror

Picture can be reversed left and right or up and down.  
00 : Default (Normal picture is displayed)  
01 : Picture is reversed left and right.  
02 : Picture is reversed up and down.

00



01



02



Hint : If the defective symptom (e.g. Vertical bar or Horizontal bar) is moved by selection of this mirror, the possible cause is in A-board.

6.3. Service tool mode

6.3.1. How to access

- 1. Select [SRV-TOOL] in Service Mode.
- 2. Press [OK] button on the remote control.

SRV-TOOL	
Display of Flash ROM maker code →	Flash ROM : 2C - DC
Display of SOS History →	PTCT : 00 . 00 . 00 . 00 . 00 . Time 00000:40 On/Off 0000022 ← POWER ON TIME/COUNT Press [MUTE] button (3 sec)

6.3.2. Display of SOS History

SOS History (Number of LED blinking) indication.  
From left side; Last SOS, before Last, three occurrence before, 2nd occurrence after shipment, 1st occurrence after shipment.  
This indication will be cleared by [Self-check indication and forced to factory shipment setting].

6.3.3. POWER ON Time, On/Off

Note : To display TIME/COUNT menu, highlight position, then press MUTE for 3 sec.  
Time : Cumulative power on time, indicated hour : minute by decimal  
On/Off : Number of On/Off switching by decimal  
Note : This indication will not be cleared by either of the self-checks or any other command.

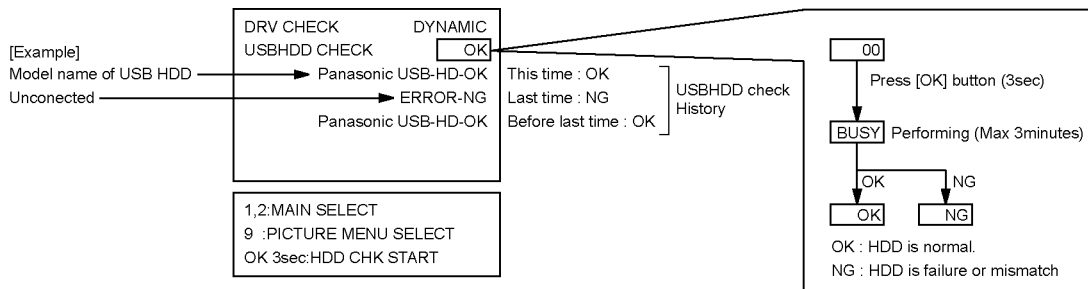
6.3.4. Exit

Disconnect the AC cord from wall outlet or switch off the power with [ Power ] button on the main unit.



## 6.4. DRV Check - USBHDD Check

1. Select [DRV Check - USBHDD Check] in Service Mode.
2. Press [OK] button on the remote control for more than 3 seconds.



## 6.5. Hotel mode

1. Purpose  
Restrict a function for hotels.
2. Access command to the Hotel mode setup menu  
In order to display the Hotel mode setup menu:  
While pressing [VOLUME (-)] button of the main unit,  
press [AV] button of the remote control three times within  
2 seconds.

Then, the Hotel mode setup menu is displayed.

Hotel Mode	
Hotel Mode	Off
Initial INPUT	Off
Initial POS	Off
Initial VOL Level	Off
Maximum VOL Level	100
Button Lock	Off
Remote Lock	Off
Private Information	Keep

Change RETURN

3. To exit the Hotel mode setup menu  
Switch off the power with the [POWER] button on the main unit or the [POWER] button on the remote control.
4. Explain the Hotel mode setup menu

Item	Function
Hotel Mode	Select hotel mode On/Off
Initial INPUT	Select input signal modes. Set the input, when each time power is switched on. Selection : Off,Analogue,DVB-S,DVB-C,DVB-T,AV1,AV2,HDMI1,HDMI2,HDMI3 • Off: give priority to a last memory. However, Euro model is compulsorily set to TV.
Initial POS	Select programme number. Selection : Off/0 to 99 • Off: give priority to a last memory
Initial VOL Level	Adjust the volume when each time power is switched on. Selection/Range : Off/0 to 100 • Off: give priority to a last memory
Maximum VOL Level	Adjust maximum volume. Range : 0 to 100
Button Lock	Select local key conditions. Selection : Off/SETUP/MENU • Off: altogether valid • SETUP: only F-key is invalid (Tuning guide (menu) can not be selected.) • MENU: only F-key is invalid (only Volume/Mute can be selected.)
Remote Lock	Select remote control key conditions. Selection : Off/SETUP/MENU • Off: altogether valid • SETUP: only Setup menu is invalid • MENU: Picture/Sound/Setup menu are invalid
Private Information	Select private information for VIERA Cast is Keep or Reset if Hotel mode is set to [On] when TV power on. Selection : Keep/Reset • Keep: private information for VIERA Cast is keep • Reset: private information for VIERA Cast is reset

## 6.6. Data Copy by USB Memory

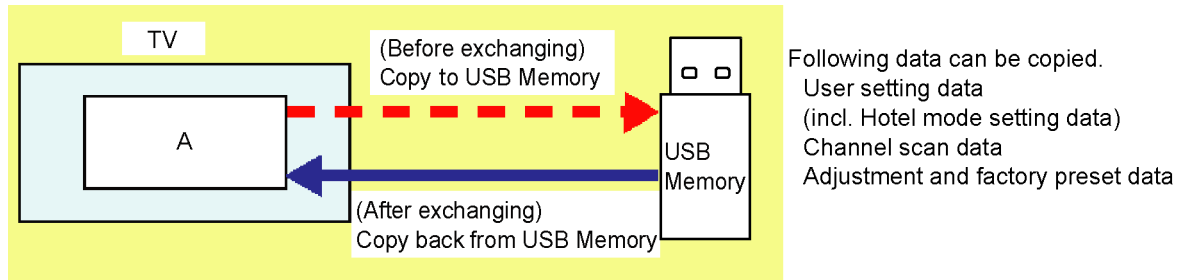
### Note:

SD card can not be used for Data Copy.

### 6.6.1. Purpose

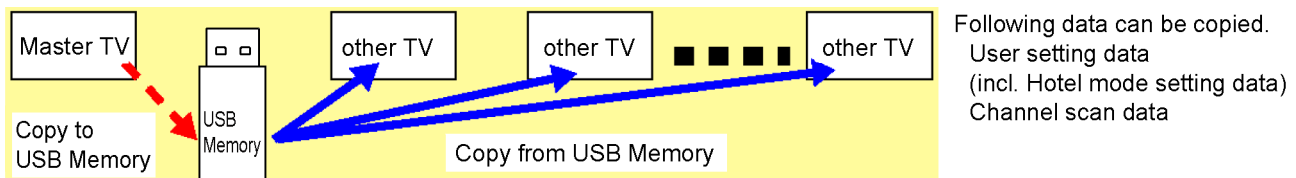
#### (a) Board replacement (Copy the data when exchanging A-board):

When exchanging A-board, the data in original A-board can be copied to USB Memory and then copy to new A-board.



#### (b) Hotel (Copy the data when installing a number of units in hotel or any facility):

When installing a number of units in hotel or any facility, the data in master TV can be copied to USB Memory and then copy to other TVs.



### 6.6.2. Preparation

Make pwd file as startup file for (a) or (b) in a empty USB Memory.

1. Insert a empty USB Memory to your PC.
2. Right-click a blank area in a USB Memory window, point to New, and then click text document. A new file is created by default (New Text Document.txt).
3. Right-click the new text document that you just created and select rename, and then change the name and extension of the file to the following file name for (a) or (b) and press ENTER.

### File name:

(a) For Board replacement : boardreplace.pwd

(b) For Hotel : hotel.pwd

### Note:

Please make only one file to prevent the operation error.

No any other file should not be in USB Memory.

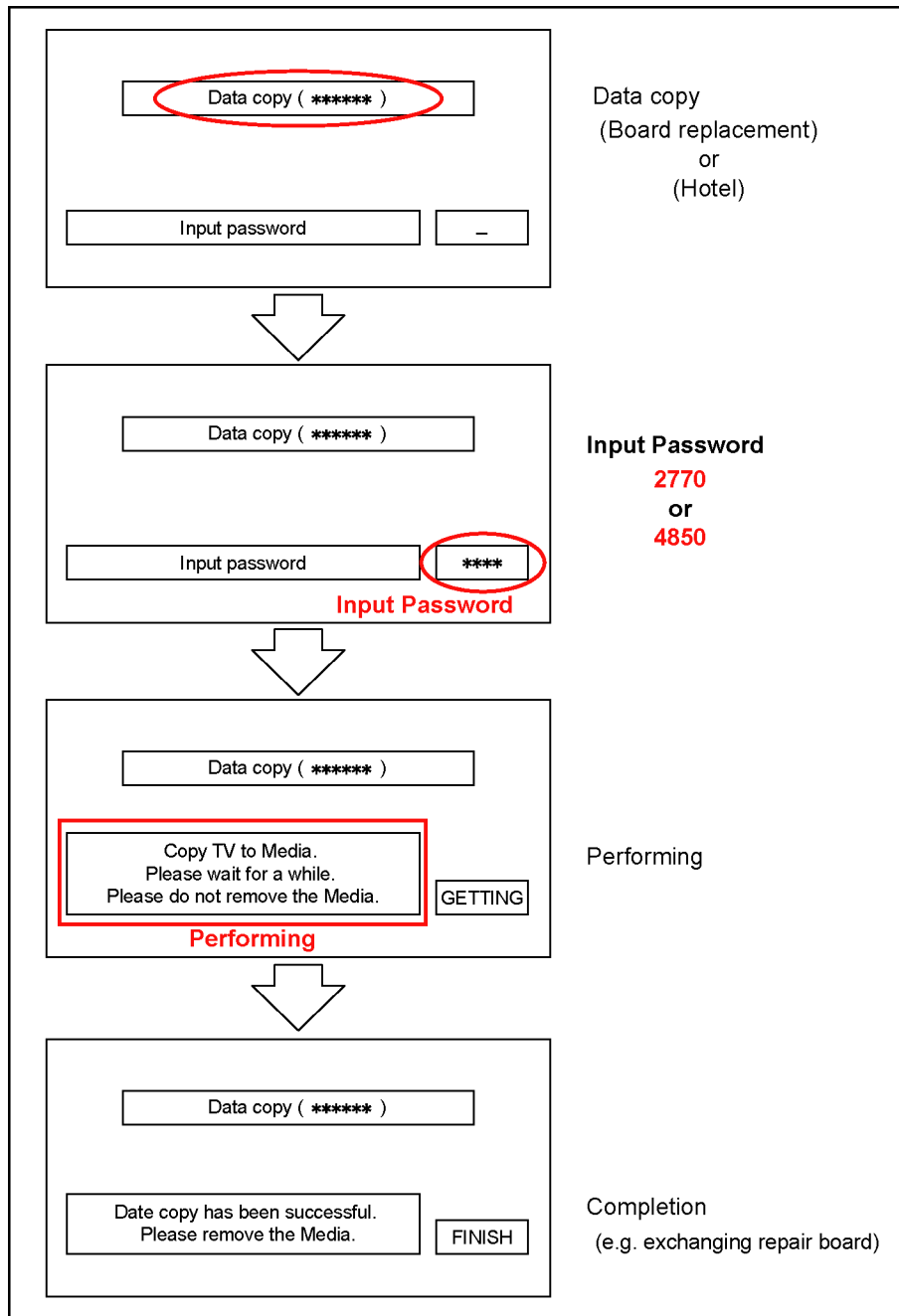
### 6.6.3. Data copy from TV set to USB Memory

1. Turn on the TV set.
2. Insert USB Memory with a startup file (pwd file) to USB terminal.  
On-screen Display will be appeared according to the startup file automatically.
3. Input a following password for (a) or (b) by using remote control.  
(a) For Board replacement : 2770  
(b) For Hotel : 4850  
Data will be copied from TV set to USB Memory.  
It takes around 2 to 6 minutes maximum for copying.
4. After the completion of copying to USB Memory, remove USB Memory from TV set.
5. Turn off the TV set.

**Note:**

Following new folder will be created in USB Memory for data from TV set.

- (a) For Board replacement : user\_setup
- (b) For Hotel : hotel

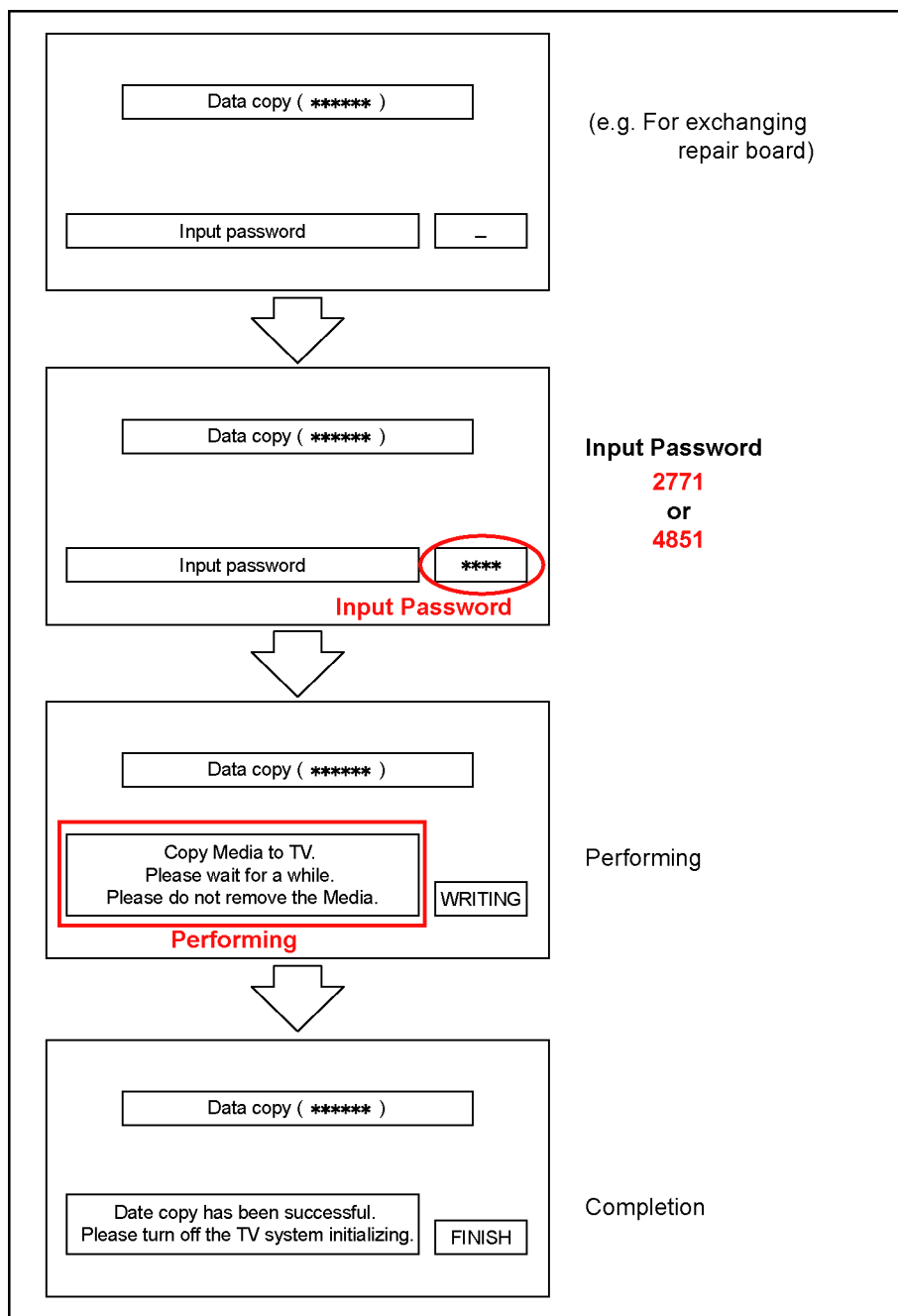


#### 6.6.4. Data copy from USB Memory to TV set

1. Turn on the TV set.
2. Insert USB Memory with Data to USB terminal.  
On-screen Display will be appeared according to the Data folder automatically.
3. Input a following password for (a) or (b) by using remote control.  
(a) For Board replacement : 2771  
(b) For Hotel : 4851  
Data will be copied from USB Memory to TV set.
4. After the completion of copying to USB Memory, remove USB Memory from TV set.  
(a) For Board replacement : Data will be deleted after copying (Limited one copy).  
(b) For Hotel : Data will not be deleted and can be used for other TVs.
5. Turn off the TV set.

**Note:**

1. Depending on the failure of boards, function of Data copy for board replacement does not work.
2. This function can be effective among the same model numbers.



## 7 Troubleshooting Guide

Use the self-check function to test the unit.

1. Checking the IIC bus lines
2. Power LED Blinking timing

### 7.1. Check of the IIC bus lines

#### 7.1.1. How to access

##### 7.1.1.1. Self-check indication only:

Produce TV reception screen, and while pressing [VOLUME ( - )] button on the main unit, press [OK] button on the remote control for more than 3 seconds.

##### 7.1.1.2. Self-check indication and forced to factory shipment setting:

**Caution:**

**New key will be generated and previous TV programmes recorded in USB HDD will not be viewed. (See USB HDD Recording)**

Produce TV reception screen, and while pressing [VOLUME ( - )] button on the main unit, press [MENU] button on the remote control for more than 3 seconds.

#### 7.1.2. Screen display

50FHD SET		SELF CHECK COMPLETE	
H14TUN	OK	PEAKS-SOFT	***
H90STBY	OK	PEAKS-EEP	***
H91MEM2	OK	LSI-PACKAGE	***
H30AVSW	OK	LSI-RELEASE	***
H38PANEL	OK	STBY-SOFT	***
H38PD6	OK	STBY-EEP	***
H07TEMP	OK	PDP-DCC	***
H17LAN	OK	PDP-PDROM	***
H00SAT-TU	OK	PDP-DATA	***
H96ID	OK	GCX DATA	***
H97ID2	OK		
H45BT	OK		
H42WiFi	OK		
H21DSP	OK		
		MODEL ID	***

#### 7.1.3. Check Point

Confirm the following parts if NG was displayed.

DISPLAY	Check Ref. No.	Description	Check Point
H14TUN	TU6702	TUNER	A-BOARD
H90STBY	IC8000	PEAKS-PRO4 (STM)	A-BOARD
H91MEM2	IC8900	NAND FLASH	A-BOARD
H30AVSW	IC3000	AVSW	A-BOARD
H38PANEL		PLASMA PANEL	A-BOARD/PLASMA PANEL
H38PD6	IC9300	PD6H	A-BOARD
H07TEMP	IC2001	TEMP SENSOR	A-BOARD
H17LAN	IC8650	ETHERPHY	A-BOARD
H00SAT-TU	TU6702	SAT-TUNER	A-BOARD
H96ID		ID	A-BOARD
H97ID2		ID2	A-BOARD
H45BT		BLUETOOTH	A-BOARD/BLUETOOTH
H42WiFi		WiFi	A-BOARD/WiFi
H21DSP	IC4900	AUDIO AMP	A-BOARD

#### 7.1.4. Exit

Disconnect the AC cord from wall outlet or press the [POWER] button on the main unit for 3 seconds to turn off and then turn on automatically.

## 7.2. Power LED Blinking timing chart

### 1. Subject

Information of LED Flashing timing chart.

### 2. Contents

When an abnormality has occurred the unit, the protection circuit operates and reset to the stand by mode. At this time, the defective block can be identified by the number of blinks of the Power LED on the front panel of the unit.

Blinking Times	Contents	Check point
1	Panel information SOS PD Start SOS	-
2	P15V SOS	A-Board P-Board
6	Driver SOS1 (SC Energy recovery circuit) (A-SC FPC DET)	SC-Board A-SC FPC
7	Driver SOS2 (SU/SD Connector DET) (SU/SD Scan and Logic IC)	SU-Board SD-Board *
8	Driver SOS3 (SS FPC DET) (SS Energy recovery circuit)	SS-Board SS2-Board SS FPC SS2 FPC
9	Discharge Control SOS	A-Board
10	Sub 3.3V SOS Tuner power SOS	A-Board SC-Board SS-Board P-Board
12	Sound SOS	A-Board Speaker Woofer
13	Emergency SOS	A-Board

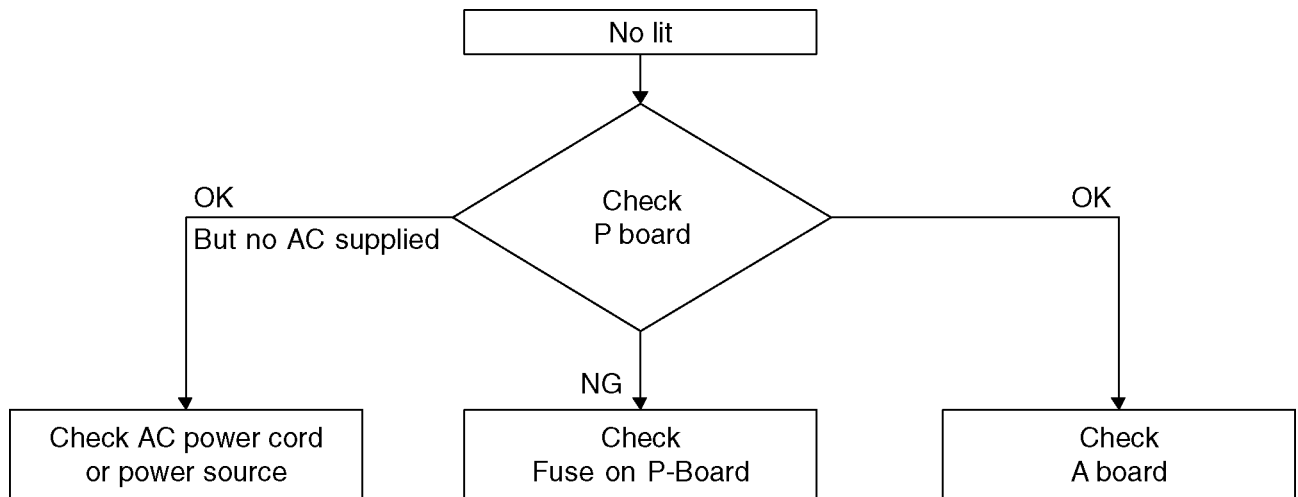
\* Use SC jig to isolate the board.

## 7.3. No Power

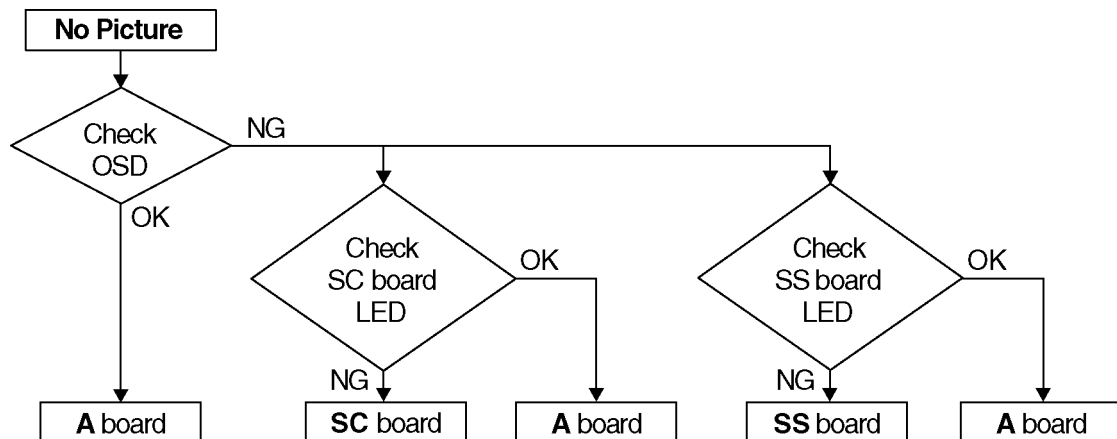
### First check point

There are following 3 states of No Power indication by power LED.

1. No lit
2. Green is lit then turns red blinking a few seconds later. (See Power LED Blinking timing chart)
3. Only red is lit.



## 7.4. No Picture



### 7.4.1. Drive circuits LED indicator

Check that the following LEDs on the SC and SS-Board.

Power recovery LED

	LED for check
SC	D16583
SS	D16254A

7.5. Local screen failure

Plasma display may have local area failure on the screen. Fig-1 is the possible defect P.C.B. for each local area.

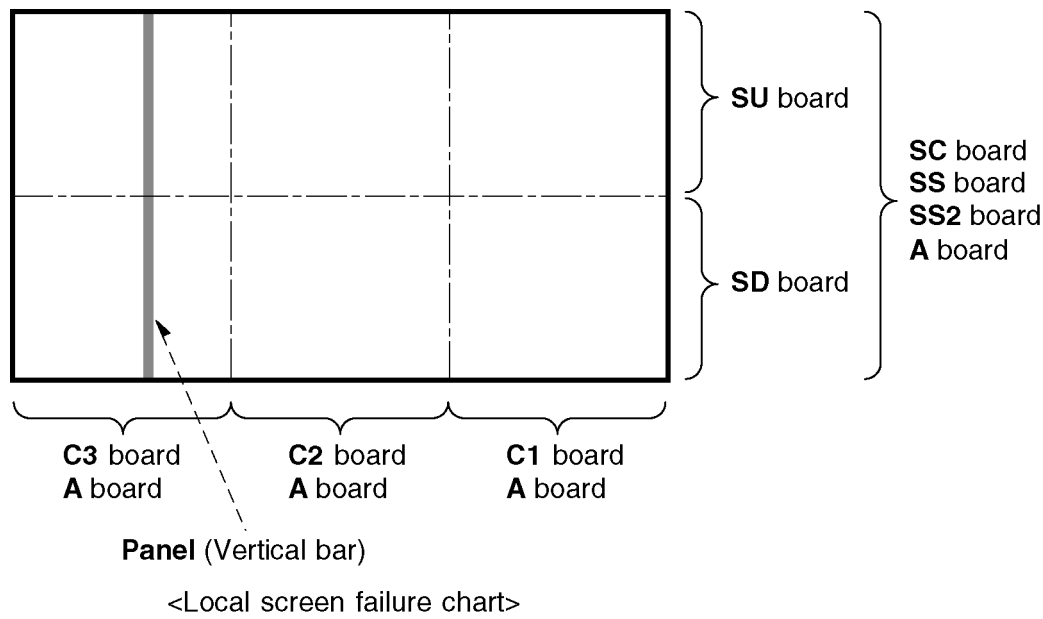


Fig-1



## 8 Service Fixture & Tools

### 8.1. SC jig

**Purpose:**

To find the failure board (SC or SU/SD) when the power LED is blinking 7 times.

**SC jig:**

Jumper connector to connect to SC50 connector on SC board

**Part number:**

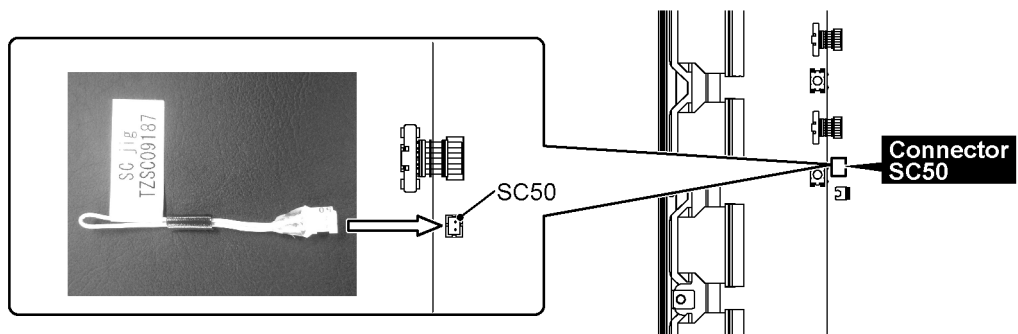
TZSC09187

**How to use:**

**Caution: Remove SC jig from SC board after inspection.**

1. Remove the 2 VFG screws from SU and SD board.
2. Remove all connector between SC board and SU/SD board to isolate SC board from both SU and SD board electrically.  
Note: The board will be damaged if all connector is not removed (for example; remove connector only for SU board and stay connecting with SD board. The board will be damaged.)
3. Connect SC jig to connector SC50 at left bottom side of SC board
4. Turn on the TV/Display Unit and confirm the power LED blinking.  
LED blinking: Possible cause of failure is in SC board  
No LED blinking (Lighting or no lighting): Possible cause of failure is in SU or SD board
5. After inspection, turn off the TV/Display Unit and wait a few minutes to discharge.
6. Remove SC jig from SC board.

Remark: This SC jig can be used for all 2013 Plasma TV and Plasma Display.

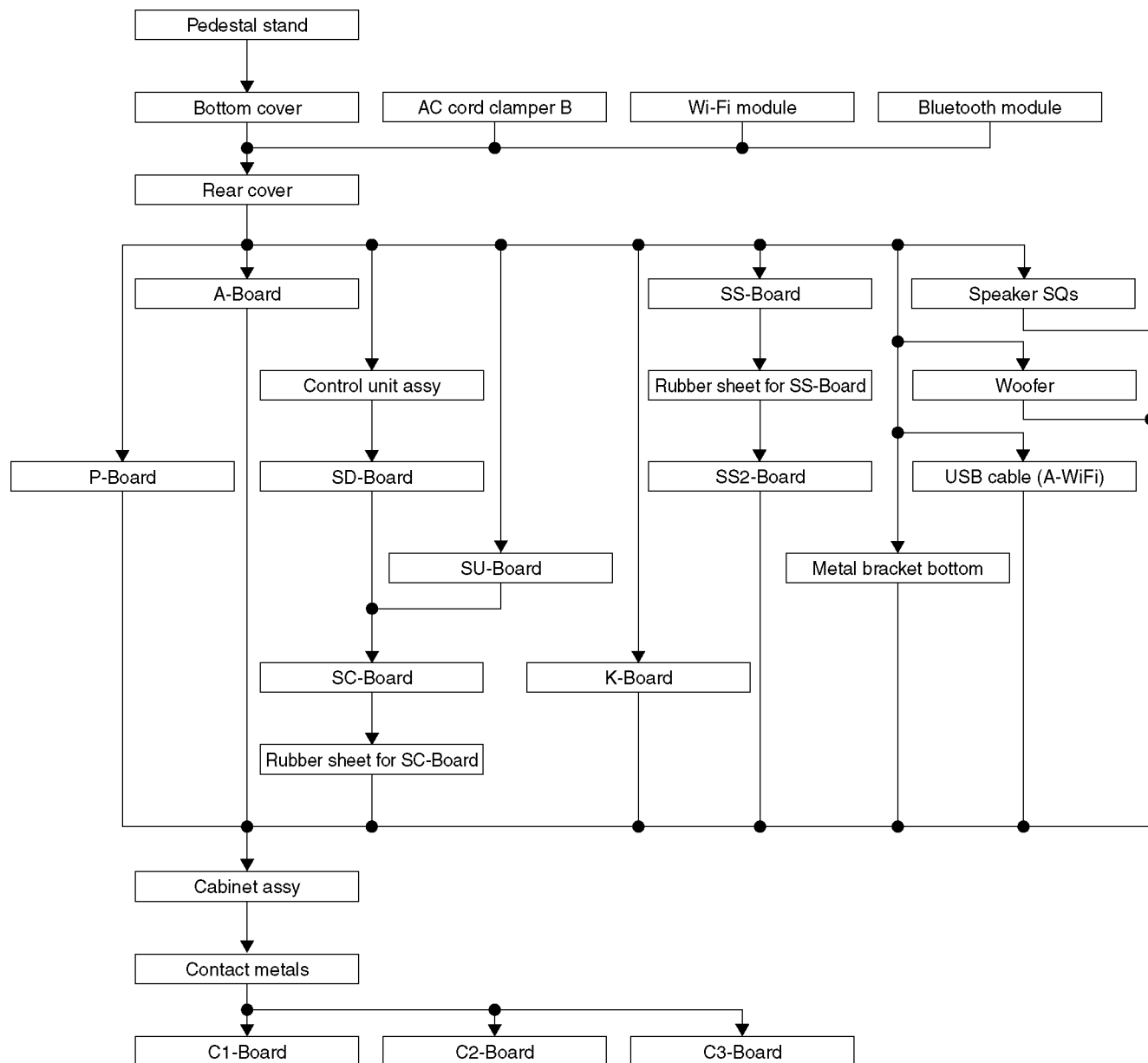


## 9 Disassembly and Assembly Instructions

### 9.1. Disassembly Flow Chart for the Unit

This is a disassembly chart.

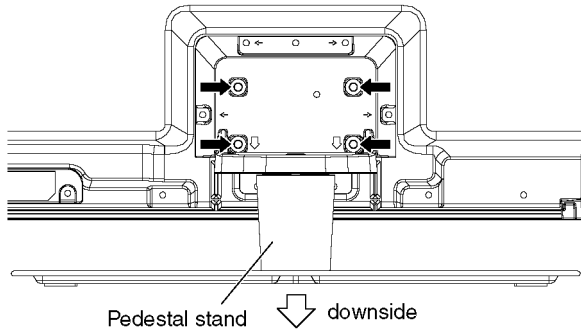
When assembling, perform this chart conversely.



## 9.2. Disassembly Procedure for the Unit

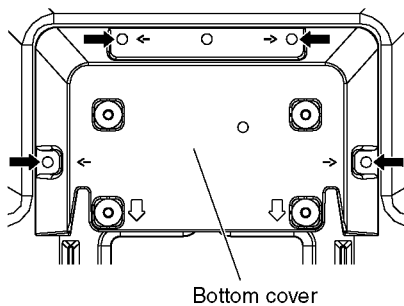
### 9.2.1. Remove the Pedestal stand

1. Remove the Plasma panel section from the servicing stand and lay on a flat surface such as a table (covered by a soft cloth) with the Plasma panel surface facing downward.
2. Remove the screws (×4 ➡) and remove the Pedestal stand.
3. Slide the Pedestal stand to the downside and remove the Pedestal stand.



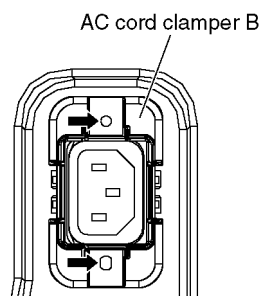
### 9.2.2. Remove the Bottom cover

1. Remove the screws (×4 ➡) and remove the Bottom cover.



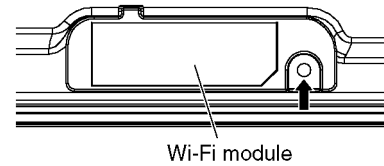
### 9.2.3. Remove the AC cord clamber B

1. Remove the screws (×2 ➡) and remove the AC cord clamber B.



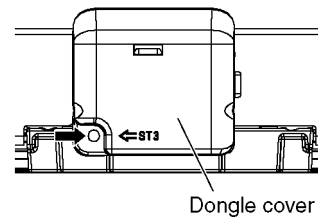
### 9.2.4. Remove the Wi-Fi module

1. Remove the screw (×1 ➡) and remove the Wi-Fi module.

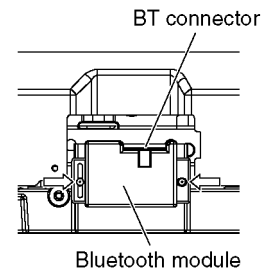


### 9.2.5. Remove the Bluetooth module

1. Remove the screw (×1 ➡) and remove the Dongle cover.

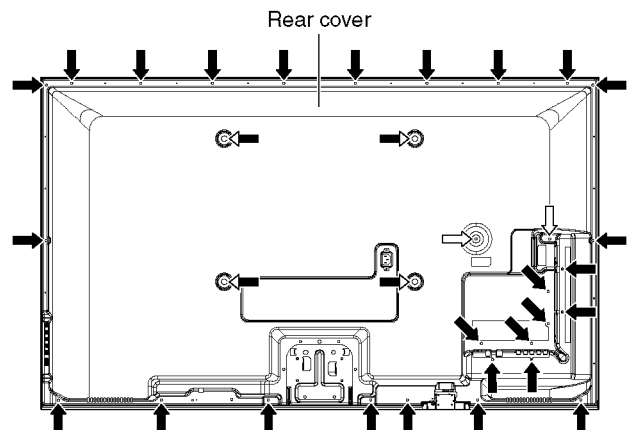


2. Remove the Pin guides (×2 ⇔) and disconnect the BT connector.
3. Remove the Bluetooth module.



### 9.2.6. Remove the Rear cover

1. Remove the screws (×27 ➡, ×2 ⇔).
2. Remove the M8 caps (×4 ➡).
3. Remove the Rear cover.



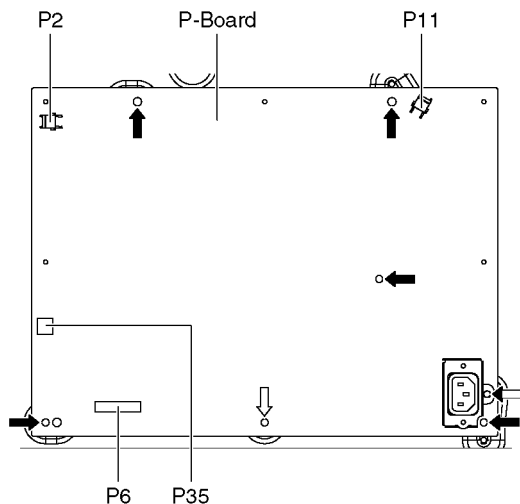
- ➡ (1) THEC1509  
⇔ (2) THEL0239  
➡ (3) TKKL5493

### 9.2.7. Remove the P-Board

#### Caution:

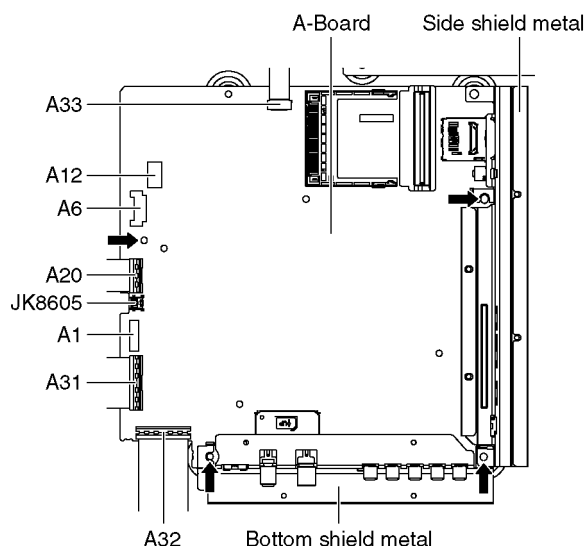
To remove P.C.B. wait 1 minute after power was off for discharge from electrolysis capacitors.

1. Unlock the hooks and the tapes to free the cables
2. Disconnect the connectors (P2, P6, P11 and P35).
3. Remove the screws (×5 ➡, ×1 ⇨, ×1 ⇨) and remove the P-Board.

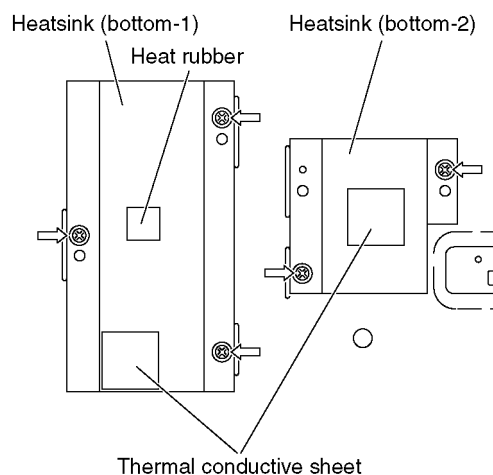


### 9.2.8. Remove the A-Board

1. Unlock the hooks and the tapes to free the cables.
2. Disconnect the connectors (A1, A6 and A12).
3. Disconnect the USB cable (JK8605).
4. Disconnect the flexible cables (A20, A31, A32 and A33).
5. Remove the screws (×4 ➡).
6. Remove the Side shield metal and the Bottom shield metal.
7. Remove the A-Board.

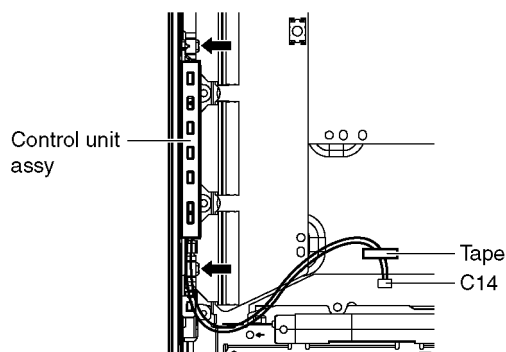


8. Remove the screws (×5 ⇨).
9. Remove the Heatsinks (bottom-1, -2), the Thermal conductive sheet and the Heat rubber.



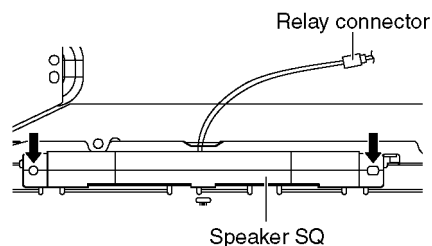
### 9.2.9. Remove the Control unit assy

1. Unlock the tape to free the cables.
2. Disconnect the connector (C14).
3. Remove the claws (×2 ➡) and remove the Control unit assy.



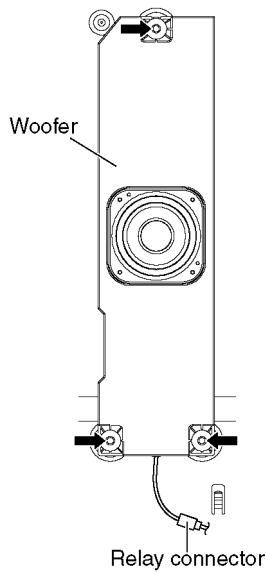
### 9.2.10. Remove the Speaker SQs

1. Unlock the hooks and the tapes to free the cables.
2. Disconnect the Relay connector.
3. Remove the screws (×2 ➡ each) and remove the Speaker SQs (L, R).



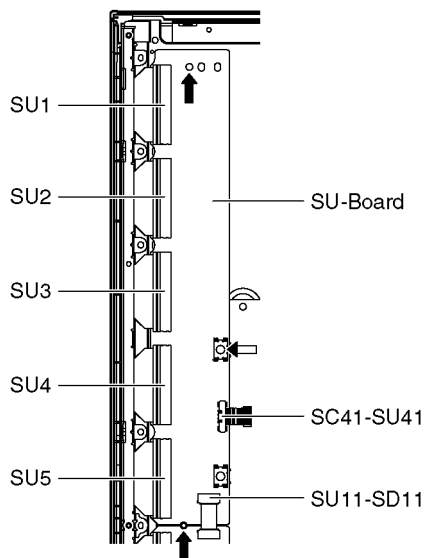
### 9.2.11. Remove the Woofer

1. Unlock the hooks and the tapes to free the cables.
2. Disconnect the Relay connector.
3. Remove the screws (×3 ➡) and remove the Woofer.



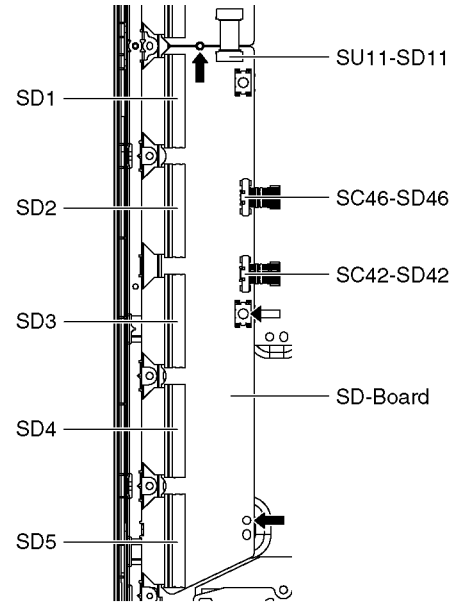
### 9.2.12. Remove the SU-Board

1. Disconnect the flexible cables (SU1, SU2, SU3, SU4 and SU5) connected to the SU-Board.
2. Disconnect the flexible cable (SU11-SD11) and the bridge connector (SC41-SU41).
3. Remove the screws (×2 ➡, ×1 ➡) and remove the SU-Board.



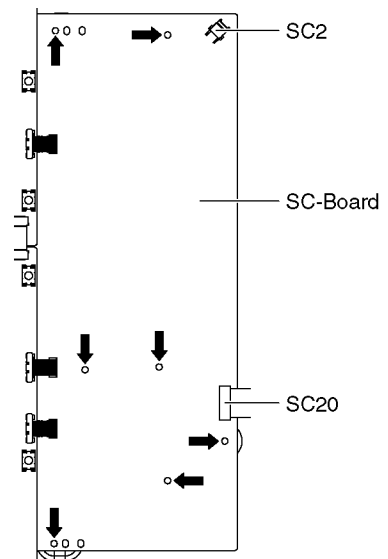
### 9.2.13. Remove the SD-Board

1. Disconnect the flexible cables (SD1, SD2, SD3, SD4 and SD5) connected to the SD-Board.
2. Disconnect the flexible cable (SU11-SD11) and the bridge connectors (SC42-SD42 and SC46-SD46).
3. Remove the screws (×2 ➡, ×1 ➡) and remove the SD-Board.



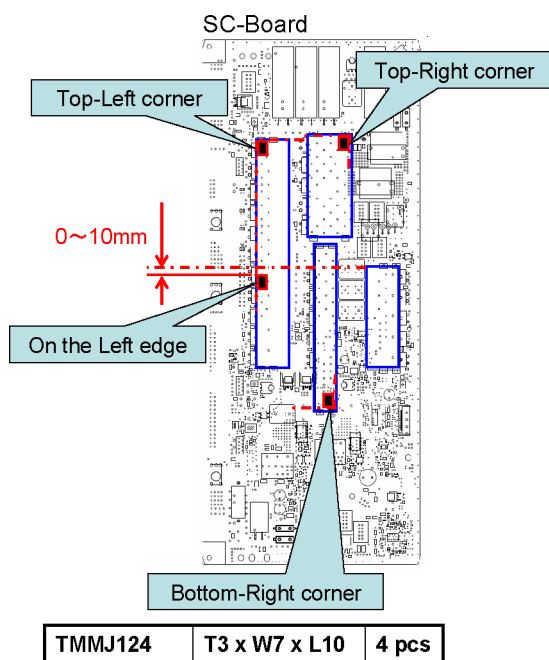
### 9.2.14. Remove the SC-Board

1. Unlock the tapes to free the cables.
2. Disconnect the connector (SC2).
3. Disconnect the flexible cable (SC20).
4. Remove the screws (×7 ➡) and remove the SC-Board.



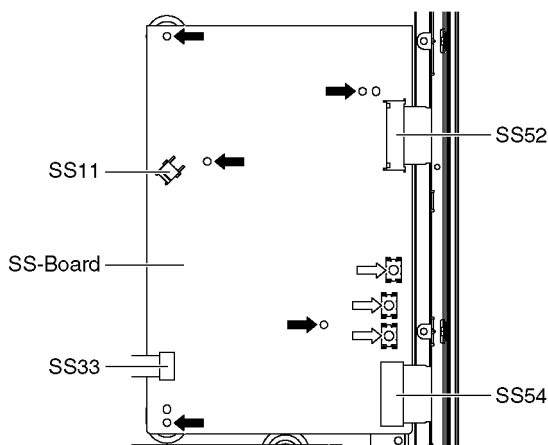
### 9.2.15. Work instructions for the Rubber sheet for SC-Board

1. Rubber sheets are put between the board and rear cover for EMC requirement and heat radiation. Confirm rubber sheets were placed at each portion when assembling as shown in figure.



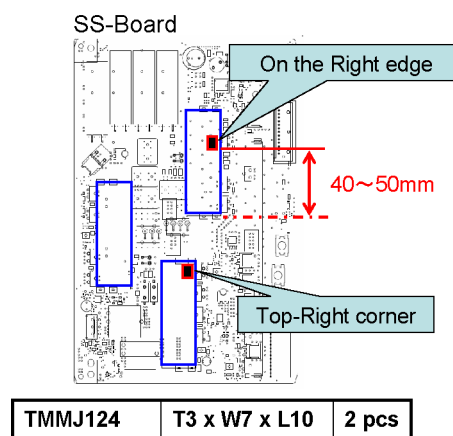
### 9.2.16. Remove the SS-Board

1. Disconnect the connector (SS11).
2. Disconnect the flexible cable (SS33).
3. Disconnect the flexible cables (SS52 and SS54).
4. Remove the screws (×5 ➡, ×3 ⇨) and remove the SS-Board.



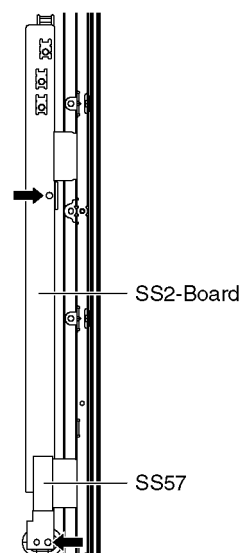
### 9.2.17. Work instructions for the Rubber sheet for SS-Board

1. Rubber sheets are put between the board and rear cover for EMC requirement and heat radiation. Confirm rubber sheets were placed at each portion when assembling as shown in figure.



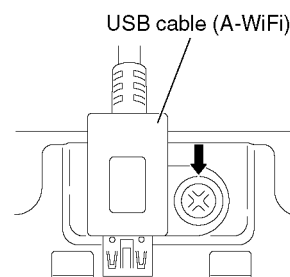
### 9.2.18. Remove the SS2-Board

1. Disconnect the flexible cable (SS57).
2. Remove the screws (×2 ➡) and remove the SS2-Board.



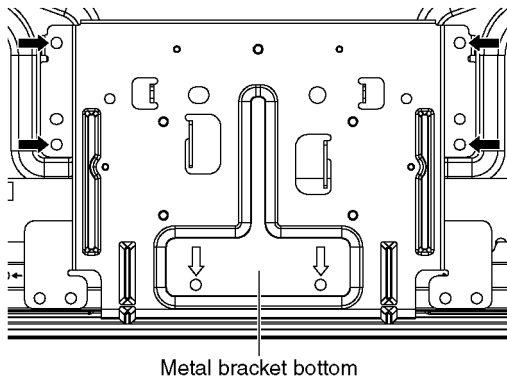
### 9.2.19. Remove the USB cable (A-WiFi)

1. Remove the screw (×1 ➡).
2. Remove the USB cable (A-WiFi).



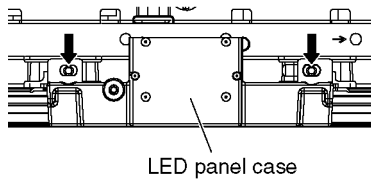
### 9.2.20. Remove the Metal bracket bottom

1. Remove the screws (×4 ➡, ×2 ⇨) and the Metal bracket bottom.

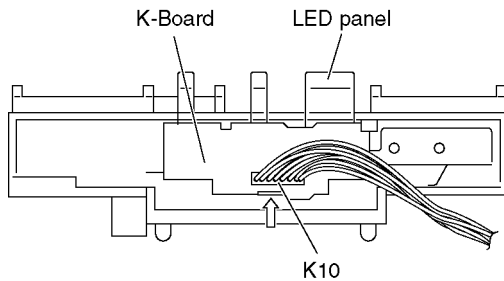


### 9.2.21. Remove the K-Board

1. Remove the screws (×2 ➡) and remove the LED panel case.

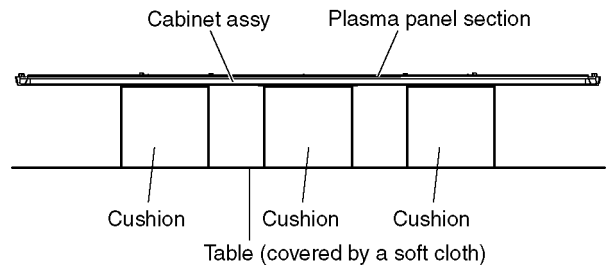


2. Disconnect the connector (K10).
3. Remove the claw (×1 ⇨) and remove the K-Board.
4. Remove the LED panel.

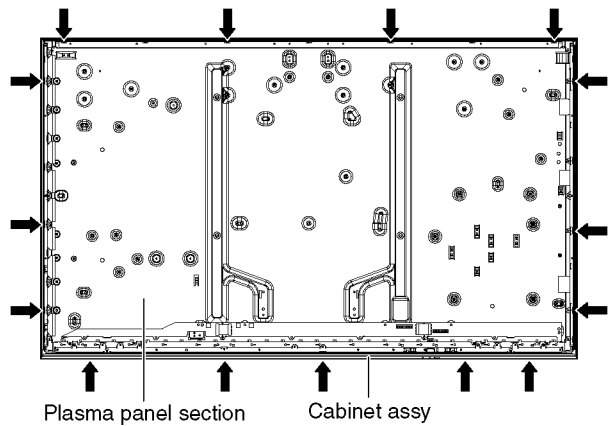


### 9.2.22. Remove the Cabinet assy from the Plasma panel section

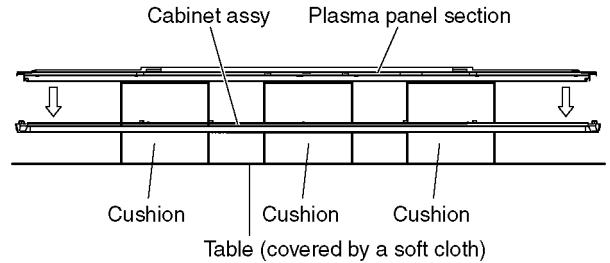
1. Place the Cabinet assy on a flat surface of a table (covered by a soft cloth) and a cushion.



2. Remove the screws (×15 ➡).

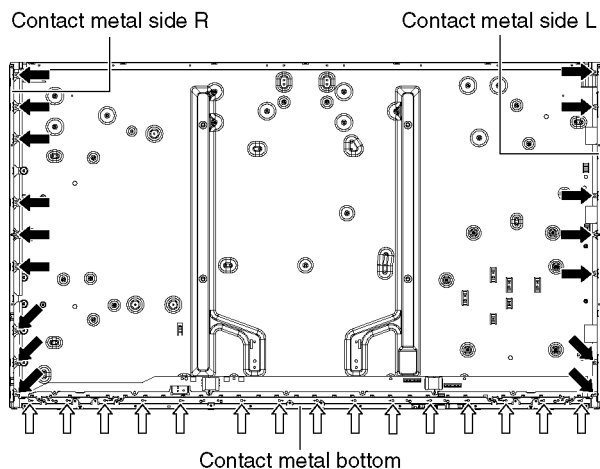


3. Remove the Cabinet assy from the Plasma panel section.



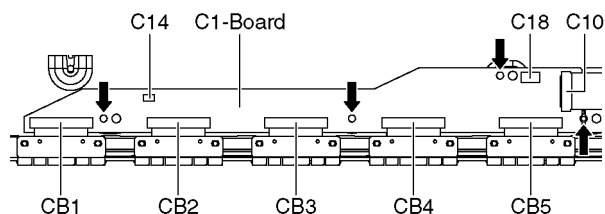
### 9.2.23. Remove the Contact metals

1. Remove the screws (×16 ➡).
2. Remove the Contact metal side (L, R).
3. Remove the screws (×15 ➡).
4. Remove the Contact metal bottom.



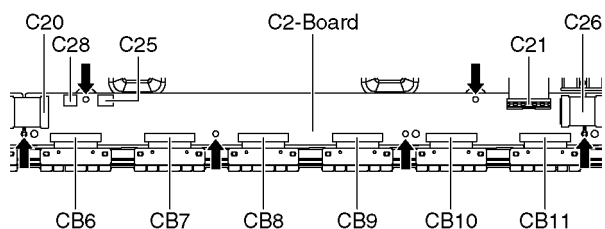
### 9.2.24. Remove the C1-Board

1. Disconnect the flexible cables (CB1, CB2, CB3, CB4 and CB5).
2. Disconnect the flexible cable (C10).
3. Disconnect the connectors (C14 and C18).
4. Remove the screws (×4 ➡) and remove the C1-Board.



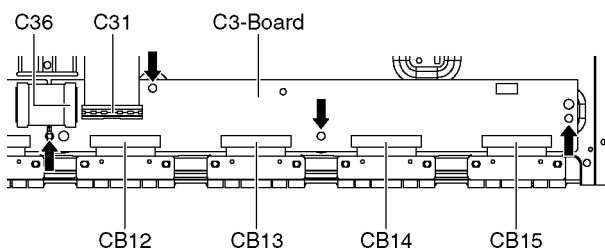
### 9.2.25. Remove the C2-Board

1. Disconnect the flexible cables (CB6, CB7, CB8, CB9, CB10 and CB11).
2. Disconnect the flexible cables (C20, C21 and C26).
3. Disconnect the connectors (C25 and C28).
4. Remove the screws (×6 ➡) and remove the C2-Board.



### 9.2.26. Remove the C3-Board

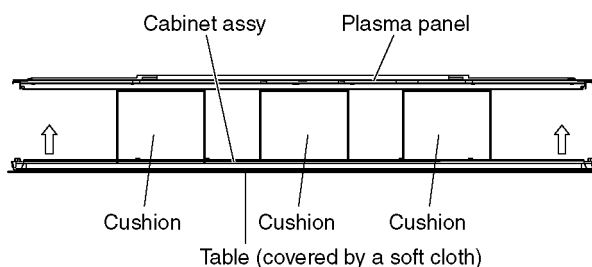
1. Disconnect the flexible cables (CB12, CB13, CB14 and CB15).
2. Disconnect the flexible cables (C31 and C36).
3. Remove the screws (×4 ➡) and remove the C3-Board.



### 9.2.27. Replace the Plasma panel

#### Caution:

Place the Plasma panel on a flat surface of a table (covered by a soft cloth) and a cushion.



**A new Plasma panel itself without Contact metals is fragile. To avoid the damage to new Plasma panel, carry a new Plasma panel taking hold of the Contact metals.**

1. Place a carton box packed a new Plasma panel on the flat surface of the work bench.
2. Open a box and without taking a new Plasma panel.
3. Attach the Cabinet assy and each P.C.Board and so on, to the new Plasma panel.



# 10 Measurements and Adjustments

## 10.1. Adjustment

### 10.1.1. Vsus selection

**Caution:**

When Plasma panel or A-board is replaced, Vsus should be set to LOW or HIGH.

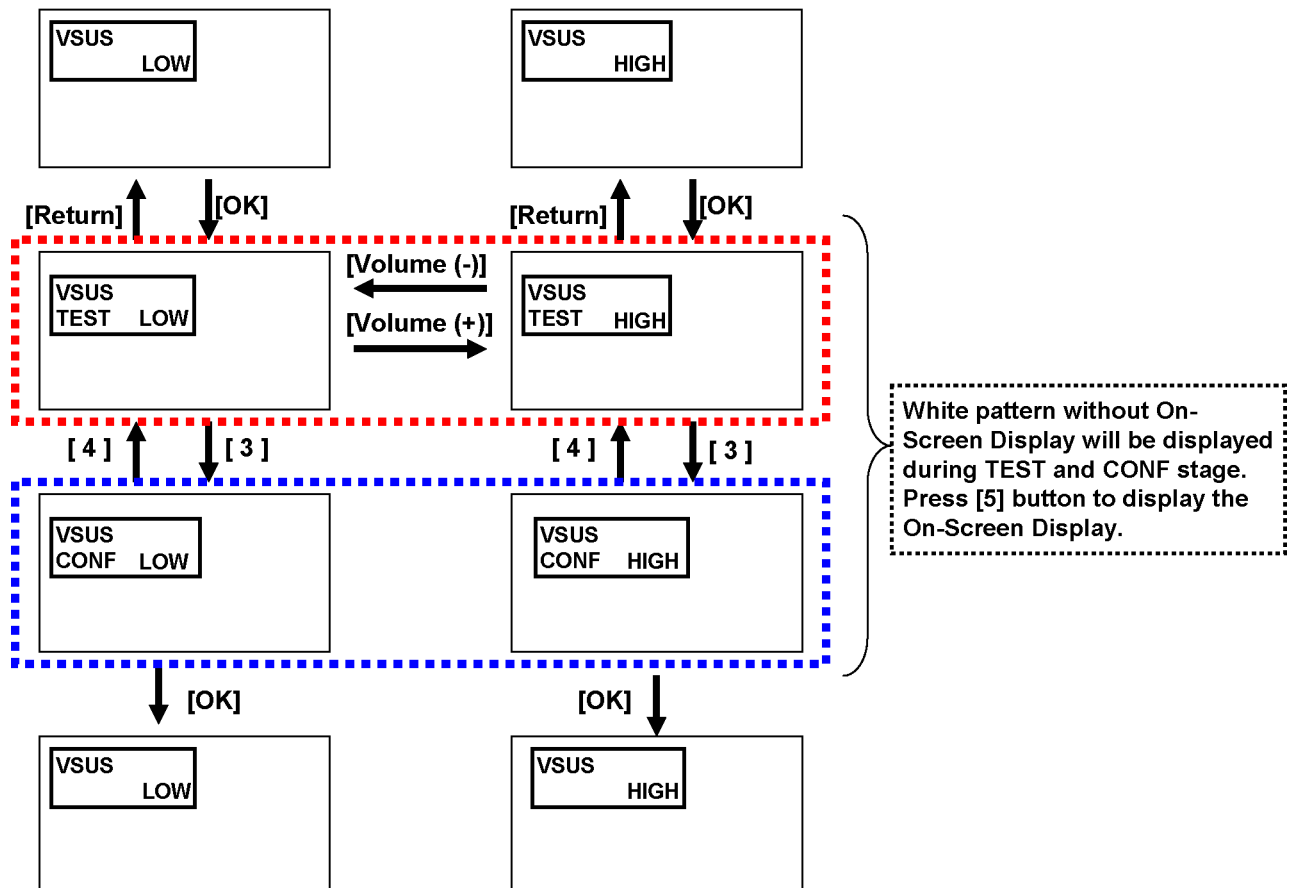
**Procedure**

1. Go into main item [VSUS] in Service Mode. LOW or HIGH will be displayed.
2. Press [OK] button to go to TEST stage.  
White pattern without On-Screen Display will be displayed during TEST and CONF stage. Press [5] button to display the On-Screen Display.
3. Press [VOL (-)] button to set to LOW.
4. In LOW setting
  - a. If no several dead pixel is visible remarkably in white pattern, press [3] button to go to CONF stage.
  - b. If the several dead pixels are visible remarkably in white pattern, Set to HIGH by press [VOL (+)] button. Press [3] button to go to CONF stage if the symptom is improved.
5. Press [OK] button in CONF stage to store LOW or HIGH.
6. Exit Service Mode by pressing [Power] button.

**Notes:**

Do not overwrite because data is written in NAND Flash after executing adjustment of V-SUS Voltage.

**Vsus selection in Service mode**

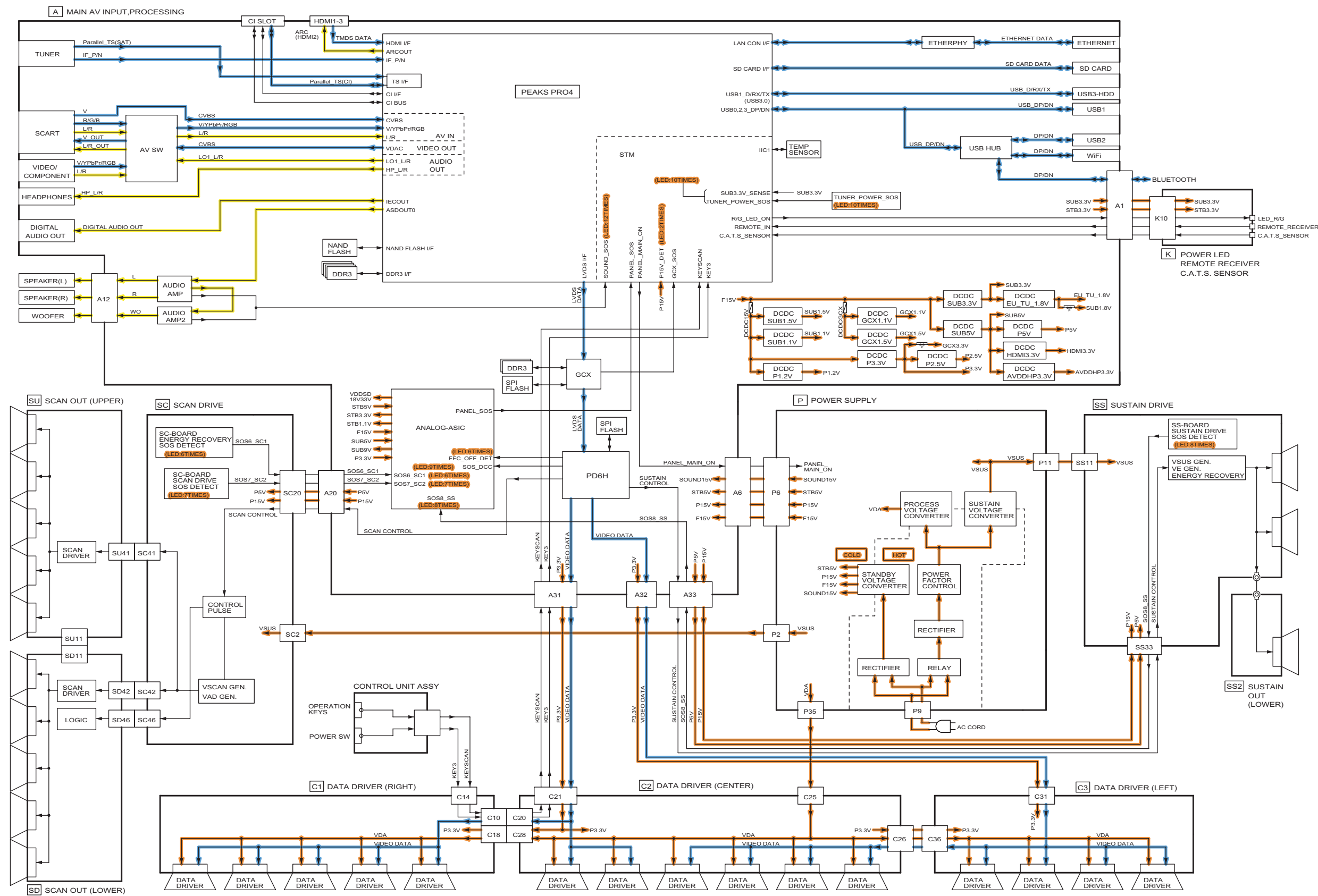


## 10.1.2. White balance adjustment

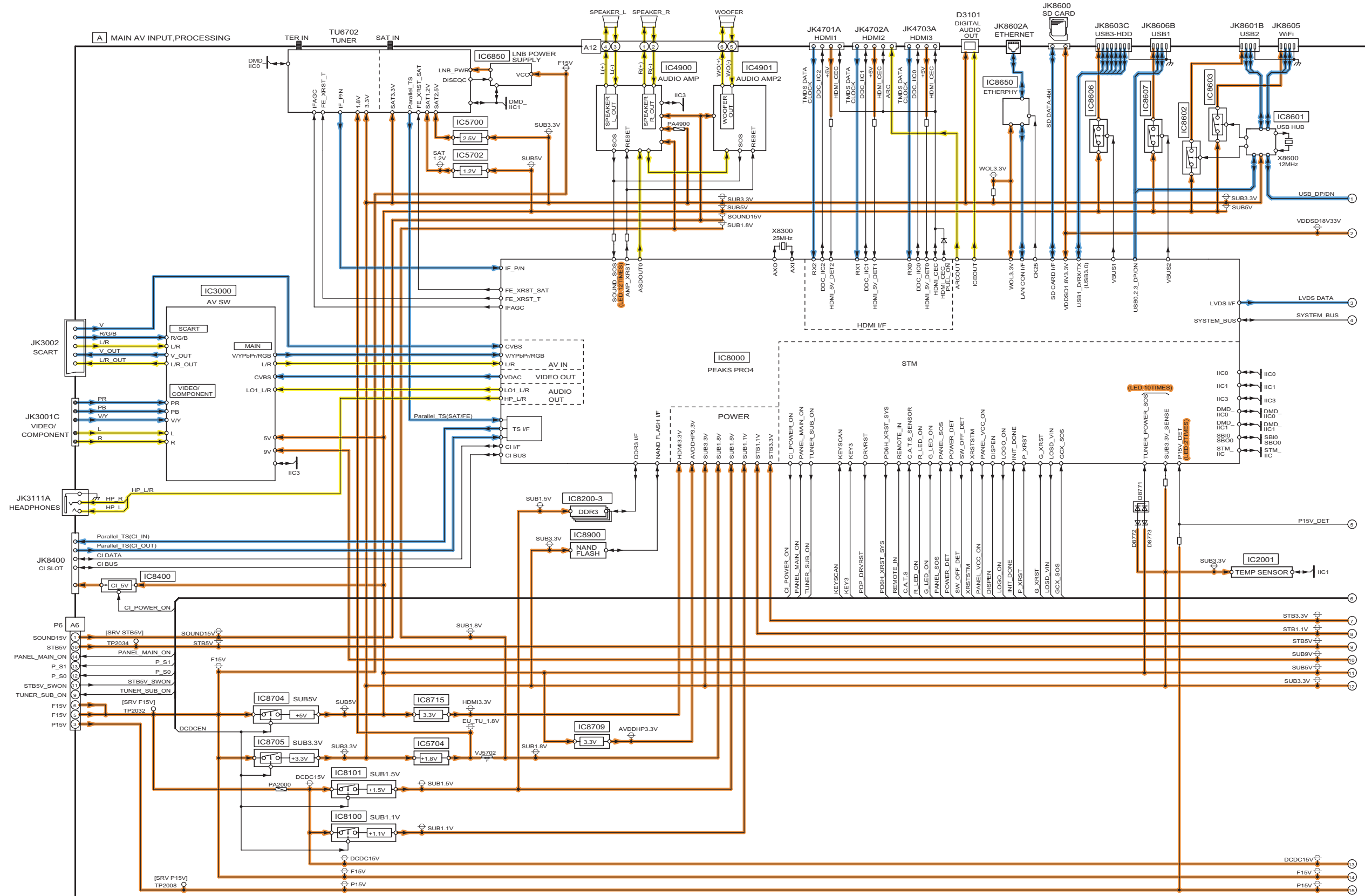
Name of measuring instrument	Remarks																										
Color analyzer (Minolta CS-2000 or equivalent)																											
Procedure	Remarks																										
<div>1. Enter the Service mode.</div> <div>2. Receive the Analog-RF (except for no signal) or set CVBS/YUV/HDMI (no signal is available).</div> <div>3. Select [WB-ADJ] by using [1] and [2] key in the remote controller.</div> <div>4. Check that the colour balance and the viewing mode is the values written in table1 and 2.</div> <div>5. [INNER PATTERN] is displayed by using [5] key by using [5] key in the remote controller.</div> <div>6. Select [G-CUTOFF] by using the [3] and [4] key in the remote controller, and set the value to [80] by using the volume [+] and [-] key. Also, [B-CUTOFF] and [R-CUTOFF] set to [80]</div> <div>7. Set [G-DRIVE] value to the initial data (ex. D0).</div> <div>8. Set the color analyzer and adjust color point to the values written in table1 by using [B-DRIVE] and [R-DRIVE]</div> <div>9. Increase RGB-DRIVE value so that the maximum drive value of one of R-DRIVE or G-DRIVE or B-DRIVE should become [FF] ([ALL-DRIVE] set to [FF].)</div> <div><div>Table 1 : White Balance Target value</div><table><tr><th colspan="2">COOL</th><th colspan="2">NORMAL</th><th colspan="2">WARM</th></tr><tr><th>x</th><th>y</th><th>x</th><th>y</th><th>x</th><th>y</th></tr><tr><td>0.277</td><td>0.279</td><td>0.299</td><td>0.314</td><td>0.313</td><td>0.326</td></tr></table><div>Table2 : Setting of Viewing Mode</div><table><tr><th>Colour Balance</th><th>Viewing Mode</th></tr><tr><td>Cool</td><td>Dynamic</td></tr><tr><td>Normal</td><td>Dynamic</td></tr><tr><td>Warm</td><td>Cinema</td></tr></table></div>	COOL		NORMAL		WARM		x	y	x	y	x	y	0.277	0.279	0.299	0.314	0.313	0.326	Colour Balance	Viewing Mode	Cool	Dynamic	Normal	Dynamic	Warm	Cinema	
COOL		NORMAL		WARM																							
x	y	x	y	x	y																						
0.277	0.279	0.299	0.314	0.313	0.326																						
Colour Balance	Viewing Mode																										
Cool	Dynamic																										
Normal	Dynamic																										
Warm	Cinema																										

# 11 Block Diagram

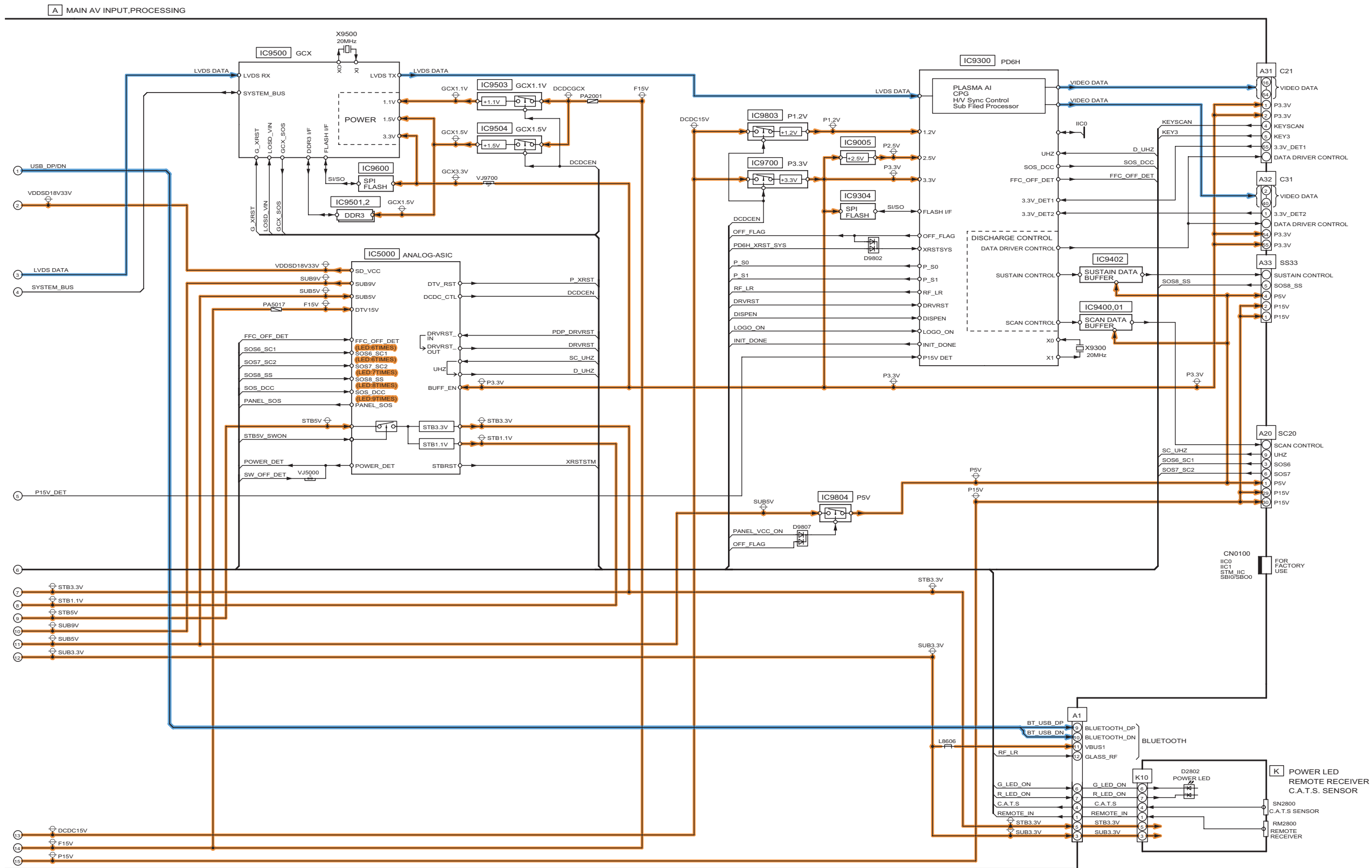
## 11.1. Main Block Diagram



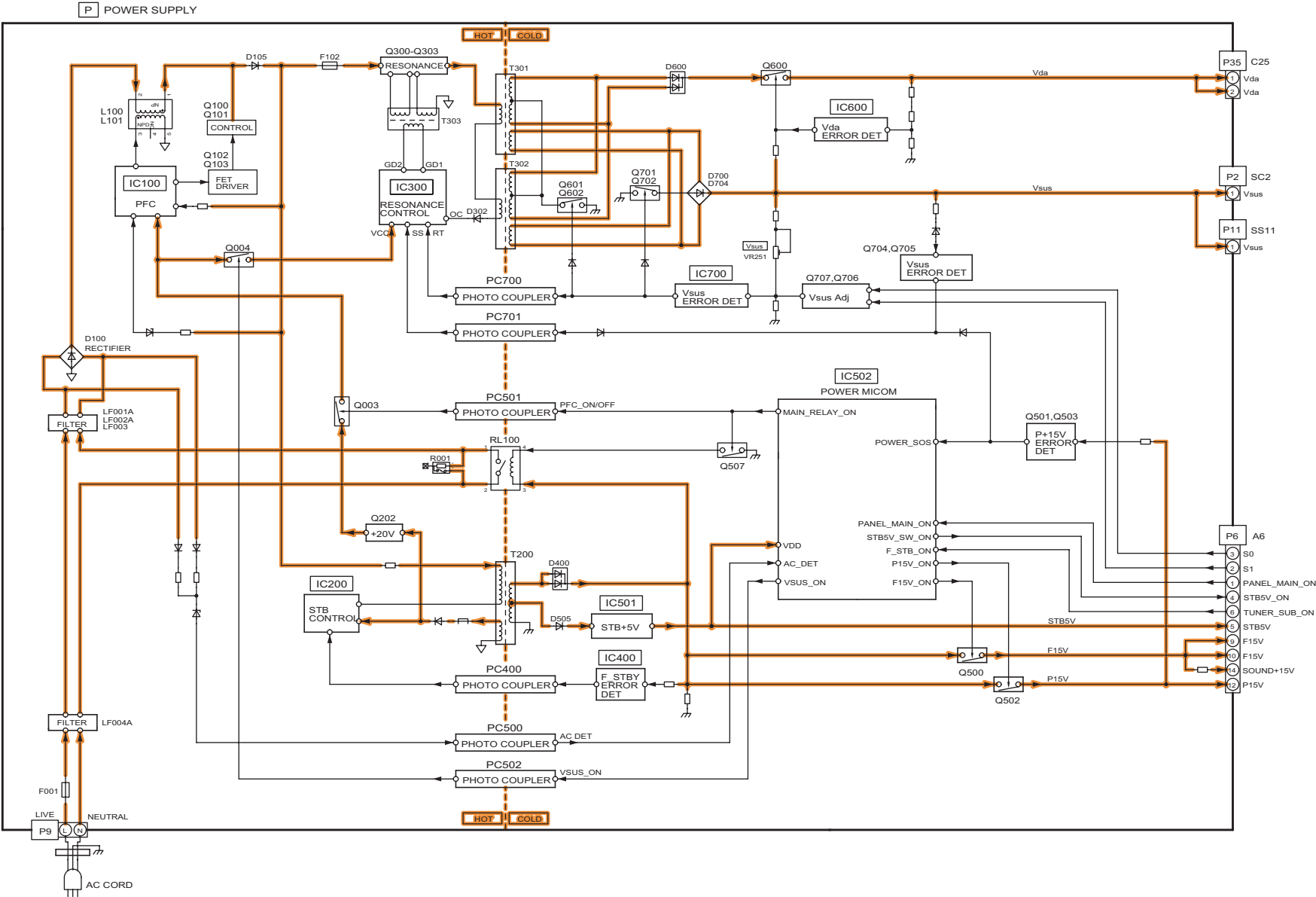
## 11.2. Block (1/4) Diagram



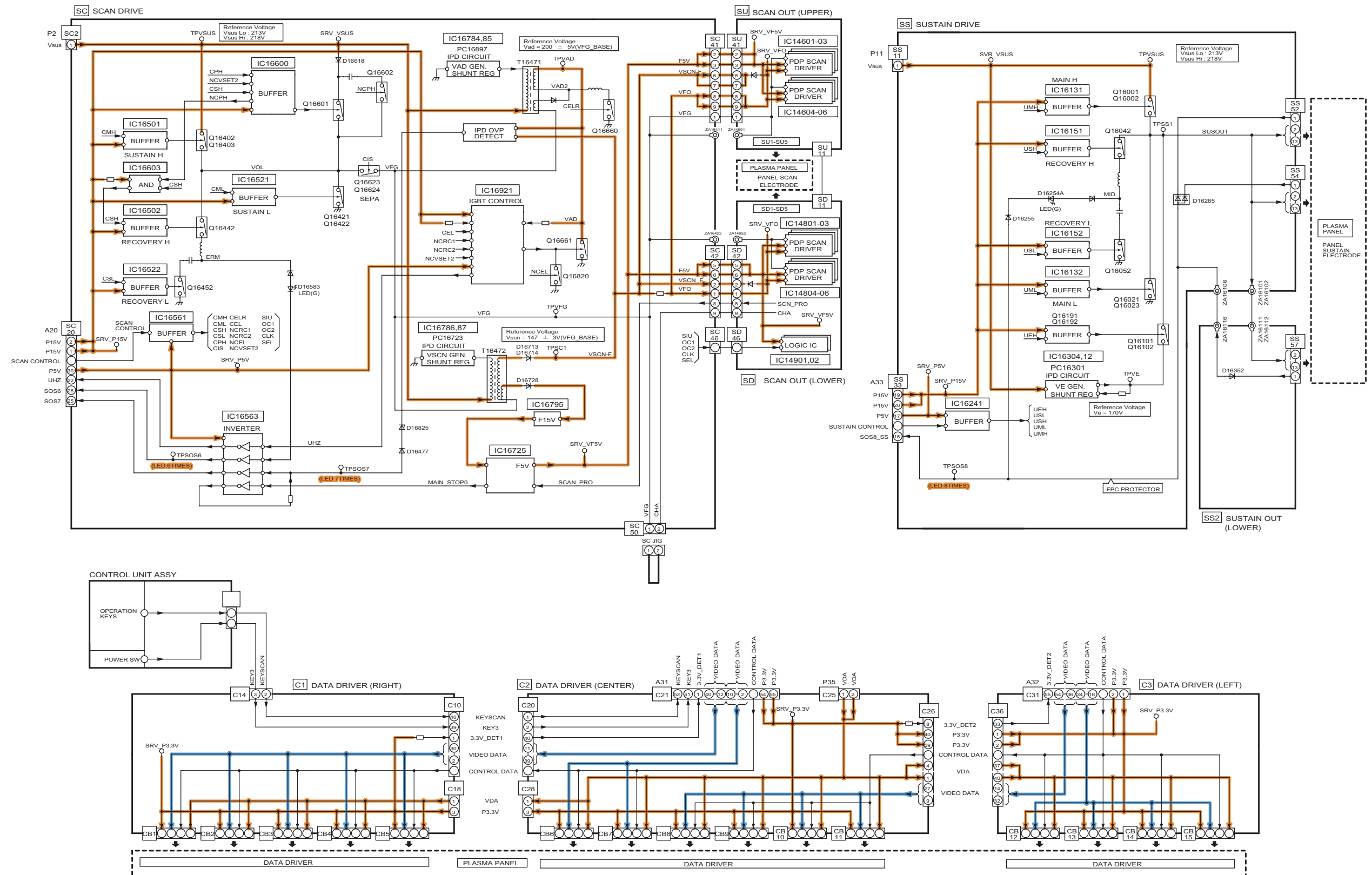
# 11.3. Block (2/4) Diagram



11.4. Block (3/4) Diagram



### 11.5. Block (4/4) Diagram







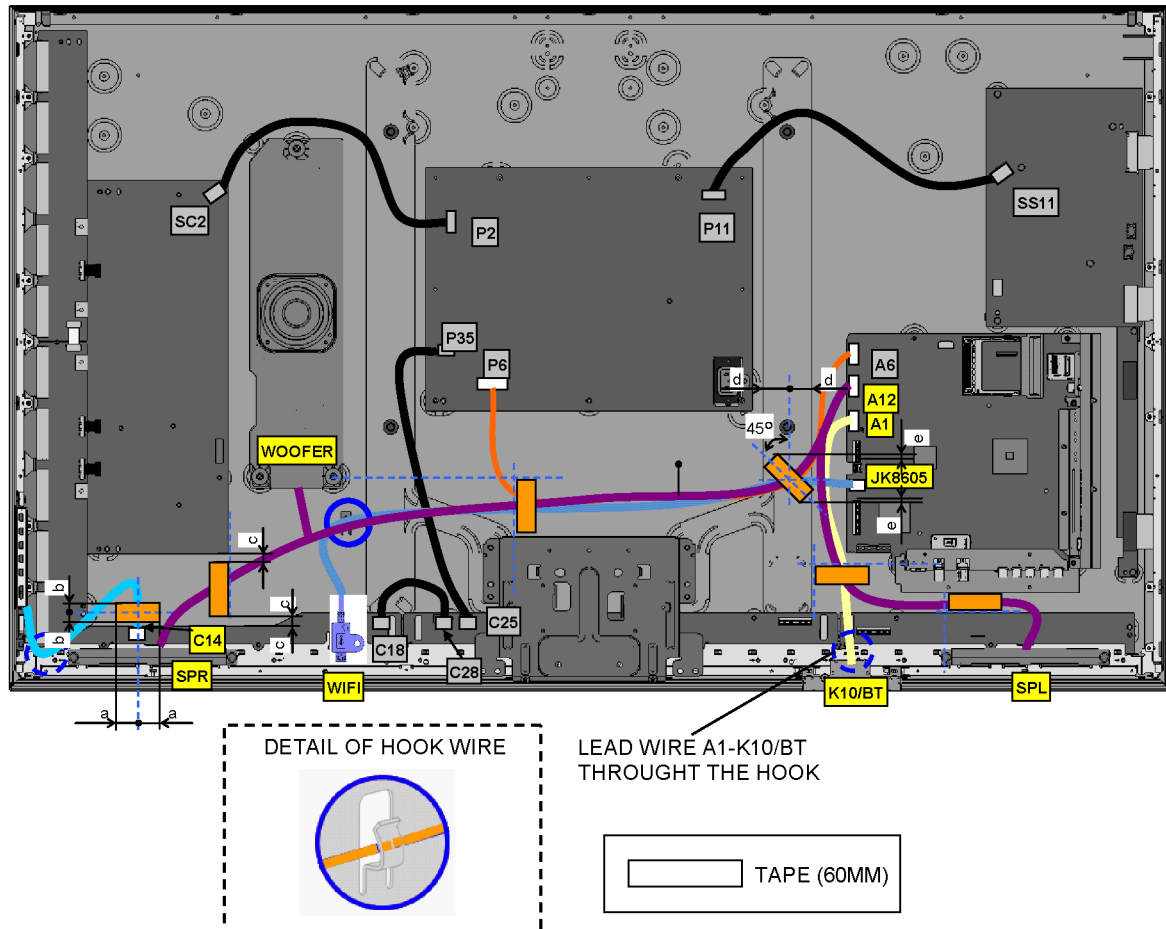
## 12 Wiring Connection Diagram

### 12.1. Caution statement.

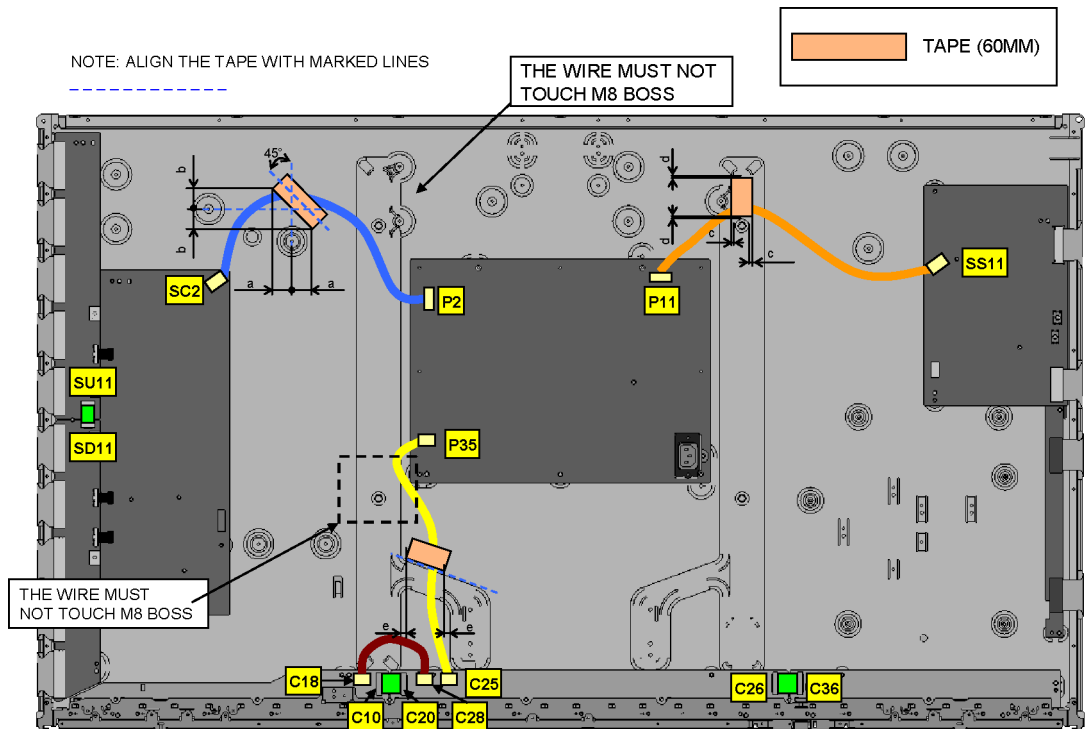
**Caution:**

Please confirm that all flexible cables are assembled correctly.  
Also make sure that they are locked in the connectors.  
Verify by giving the flexible cables a very slight pull.

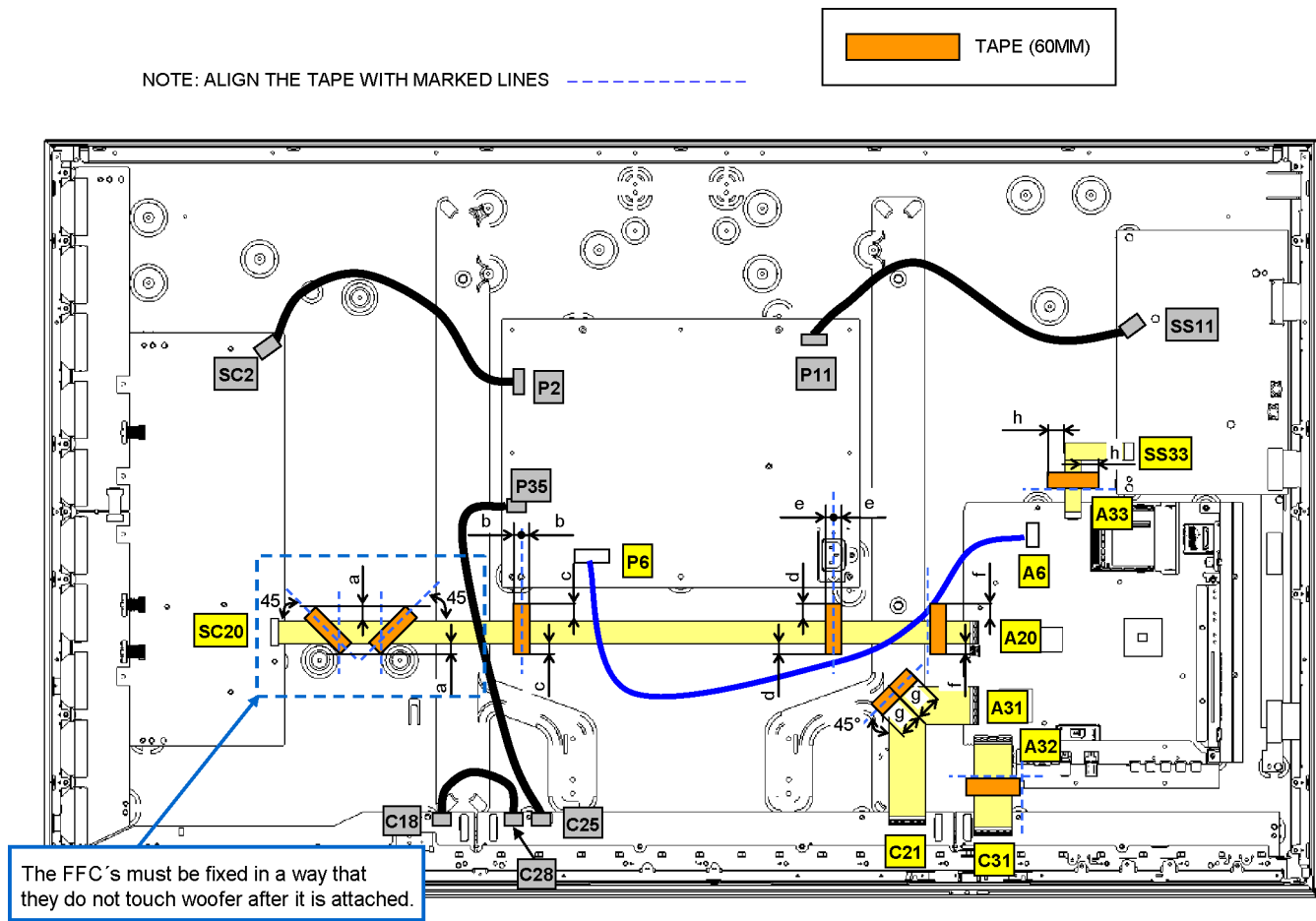
### 12.2. Wiring (1)









12.3. Wiring (2)



12.4. Wiring (3)



**Notes:**

1. **Resistor**  
Unit of resistance is OHM [ $\Omega$ ] (K=1,000, M=1,000,000).
2. **Capacitor**  
Unit of capacitance is  $\mu$ F, unless otherwise noted.
3. **Coil**  
Unit of inductance is H, unless otherwise noted.
4. **Test Point**  
 : Test Point position
5. **Earth Symbol**  
 : Chassis Earth (Cold)       : Line Earth (Hot)
6. **Voltage Measurement**  
Voltage is measured by a DC voltmeter.  
Conditions of the measurement are the following:  
Power Source ..... AC 220-240V, 50/60Hz  
Receiving Signal ..... Colour Bar signal (RF)  
All customer's controls ..... Maximum positions
7. When arrow mark (  ) is found, connection is easily found from the direction of arrow.
8. Indicates the major signal flow.      : Video       Audio 
9. This schematic diagram is the latest at the time of printing and subject to change without notice.

Notice: Use the parts number indicated on the Replacement parts List.

**Remarks:**

1. The Power Circuit contains a circuit area which uses a separate power supply to isolate the earth connection.  
The circuit is defined by HOT and COLD indications in the schematic diagram. Take the following precautions.  
All circuits, except the Power Circuit, are cold.  
Precautions
  - a. Do not touch the hot part or the hot and cold parts at the same time or you may be shocked.
  - b. Do not short- circuit the hot and cold circuits or a fuse may blow and parts may break.
  - c. Do not connect an instrument, such as an oscilloscope, to the hot and cold circuits simultaneously or a fuse may blow.  
Connect the earth of instruments to the earth connection of the circuit being measured.
  - d. Make sure to disconnect the power plug before removing the chassis.

---

## Model No. : TX-P50GT60E,P50GTW60 Replacement Parts List Note

---

**Note:** All parts except parts mentioned [PAVCCZ] in the Remarks column are supplied by AVC-CSPC.  
Parts mentioned [PAVCCZ] are supplied by PAVCCZ.

Notice: Be sure to make your orders of replacement parts according to this list.

### RTL (Retention Time Limited)

**Note:** The marking (RTL) indicates that the Retention Time is Limited for this item.  
After the discontinuation of this assembly in production, the item will continue to be available for a specific period of time. The retention period of availability is dependant on the type of assembly, and in accordance with the laws governing part and product retention.  
After the end of this period, the assembly will no longer be available.

Abbreviation of part name and description

#### 1. Resistor

Example:

ERD25TJ104    C 100KOHM, J 1/4W  
                  Type            Allowance

#### 2. Capacitor

Example:

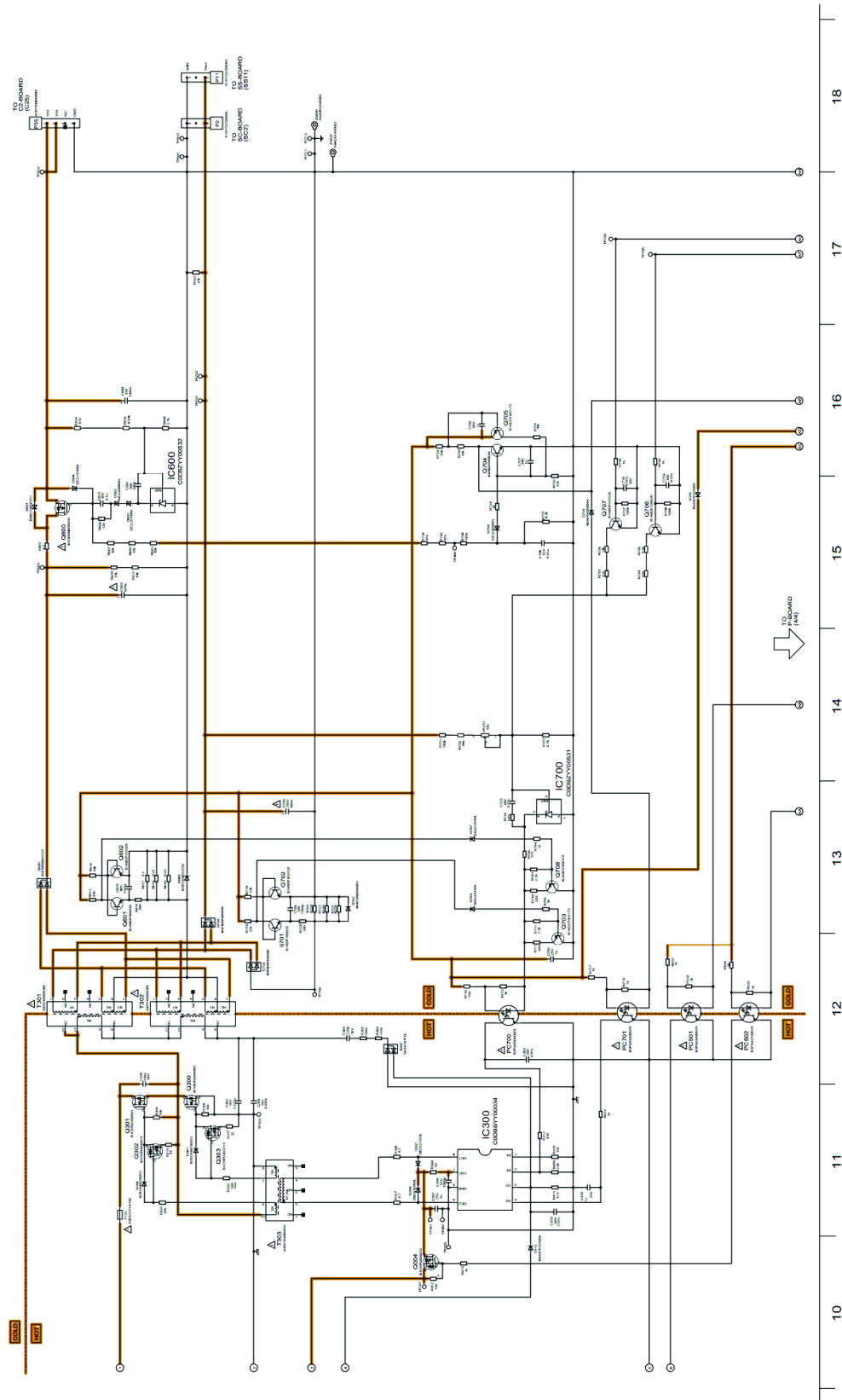
ECKF1H103ZF    C 0.01UF, Z 50V  
                  Type            Allowance

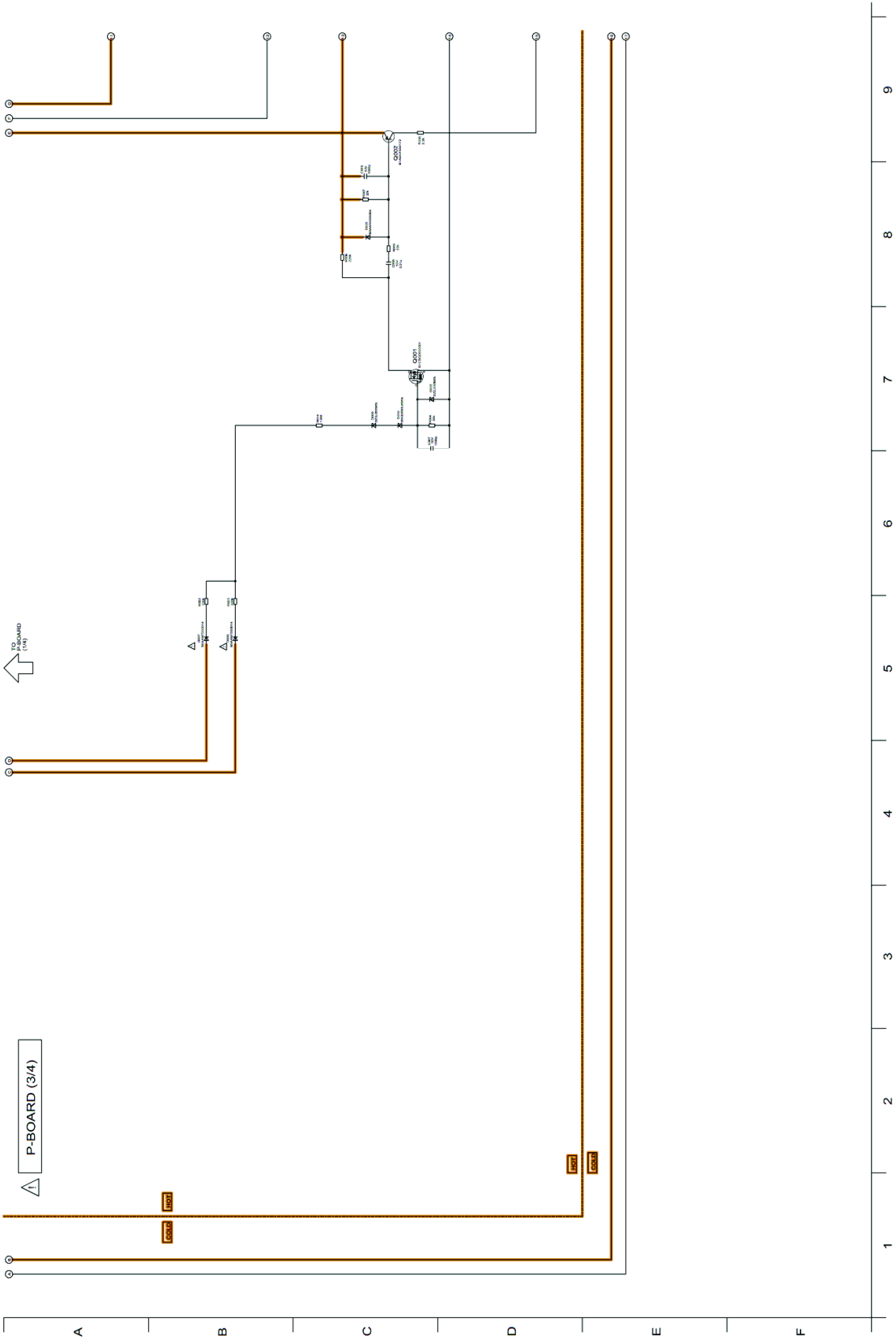
Type	Allowance
C : Carbon	F : $\pm 1\%$
F : Fuse	G : $\pm 2\%$
M : Metal Oxide	J : $\pm 5\%$
Metal Film	K : $\pm 10\%$
S : Solid	M : $\pm 20\%$
W : Wire Wound	

Type	Allowance
C : Ceramic	C : $\pm 0.25\text{pF}$
E : Electrolytic	D : $\pm 0.5\text{pF}$
P : Polyester	F : $\pm 1\text{pF}$
Polyprop	G : $\pm 3\text{pF}$
lene	J : $\pm 5\text{pF}$
T : Tantalum	K : $\pm 10\text{pF}$
	L : $\pm 15\text{pF}$
	M : $\pm 20\text{pF}$
	P : +100%, -0%
	Z : +80%, -20%



P-BOARD (2/4)



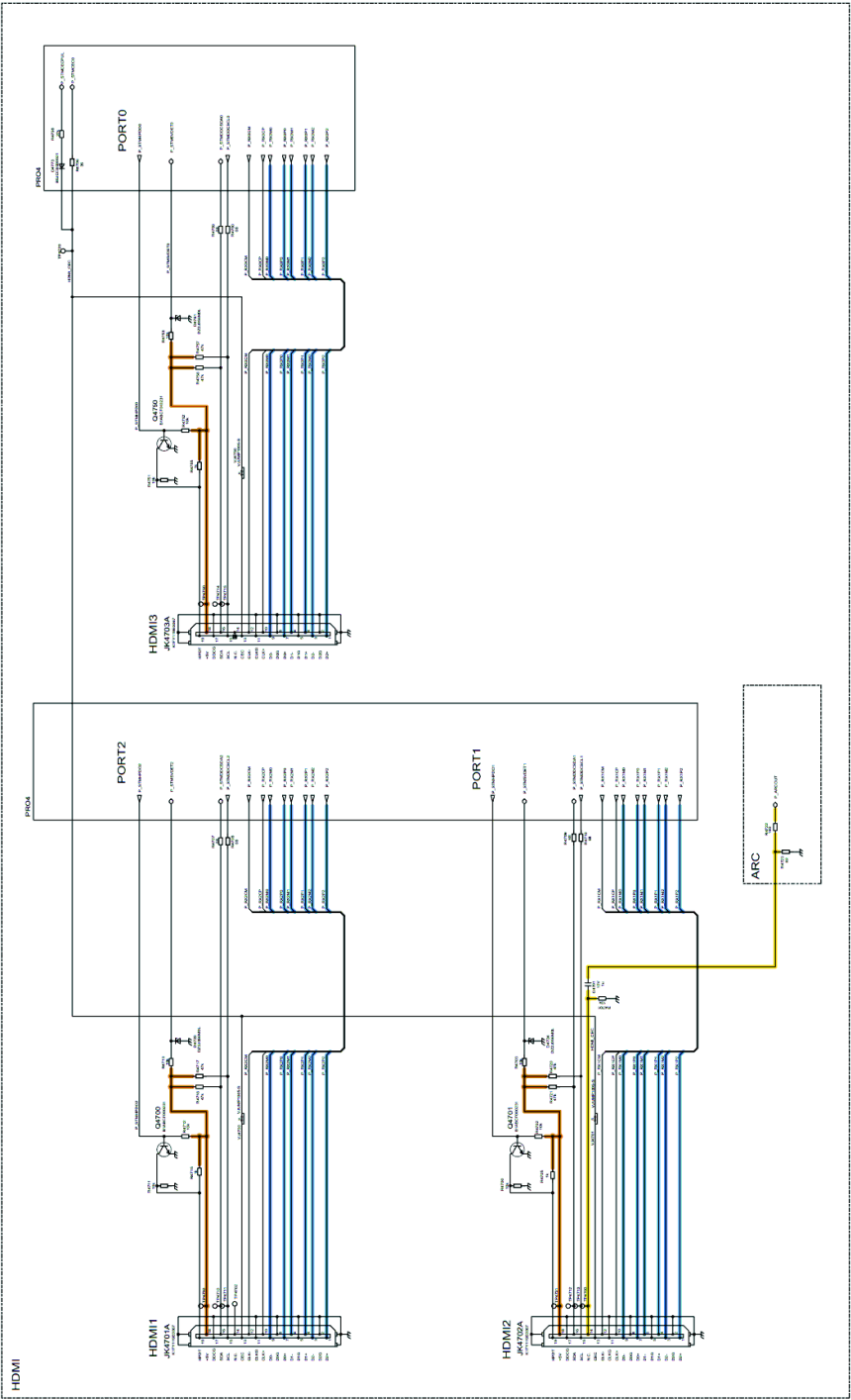








A-BOARD (2/18)



18

17

16

15

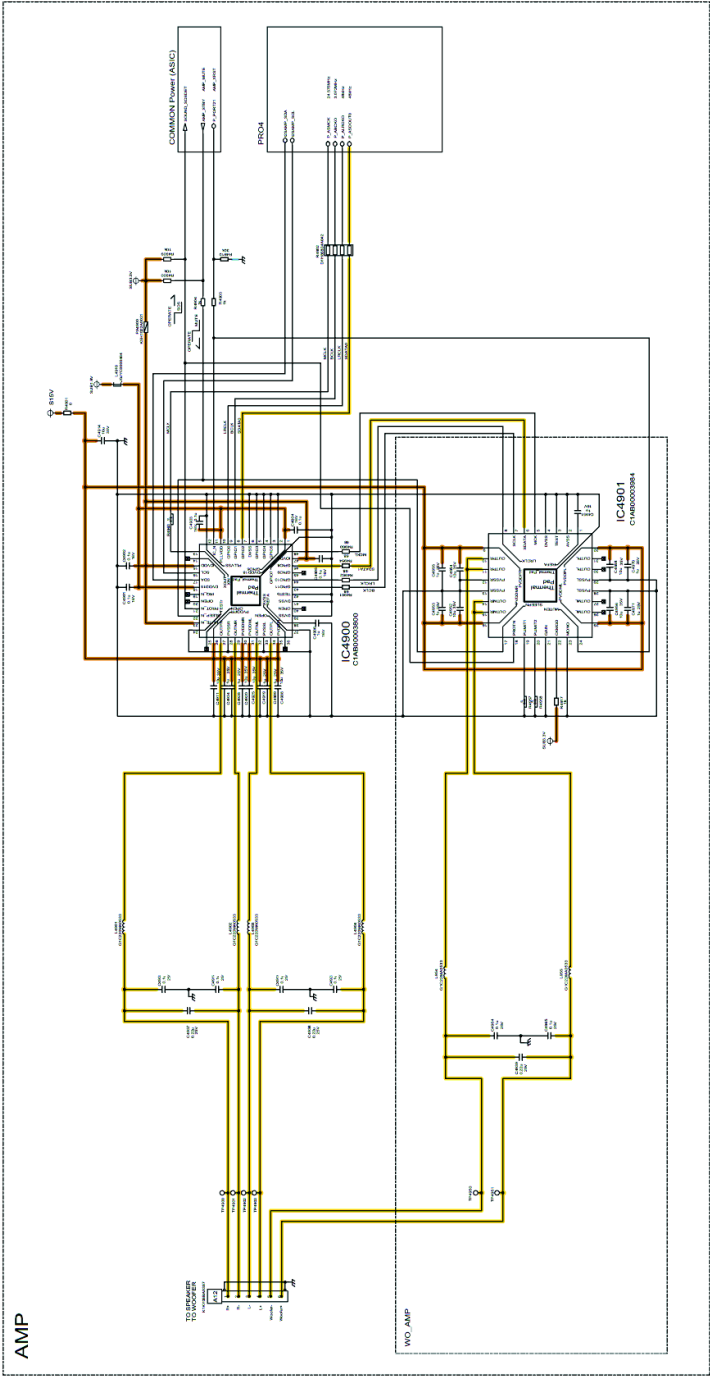
14

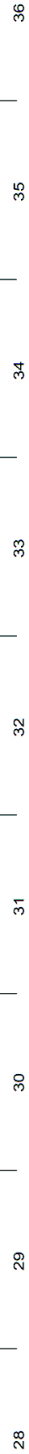
13

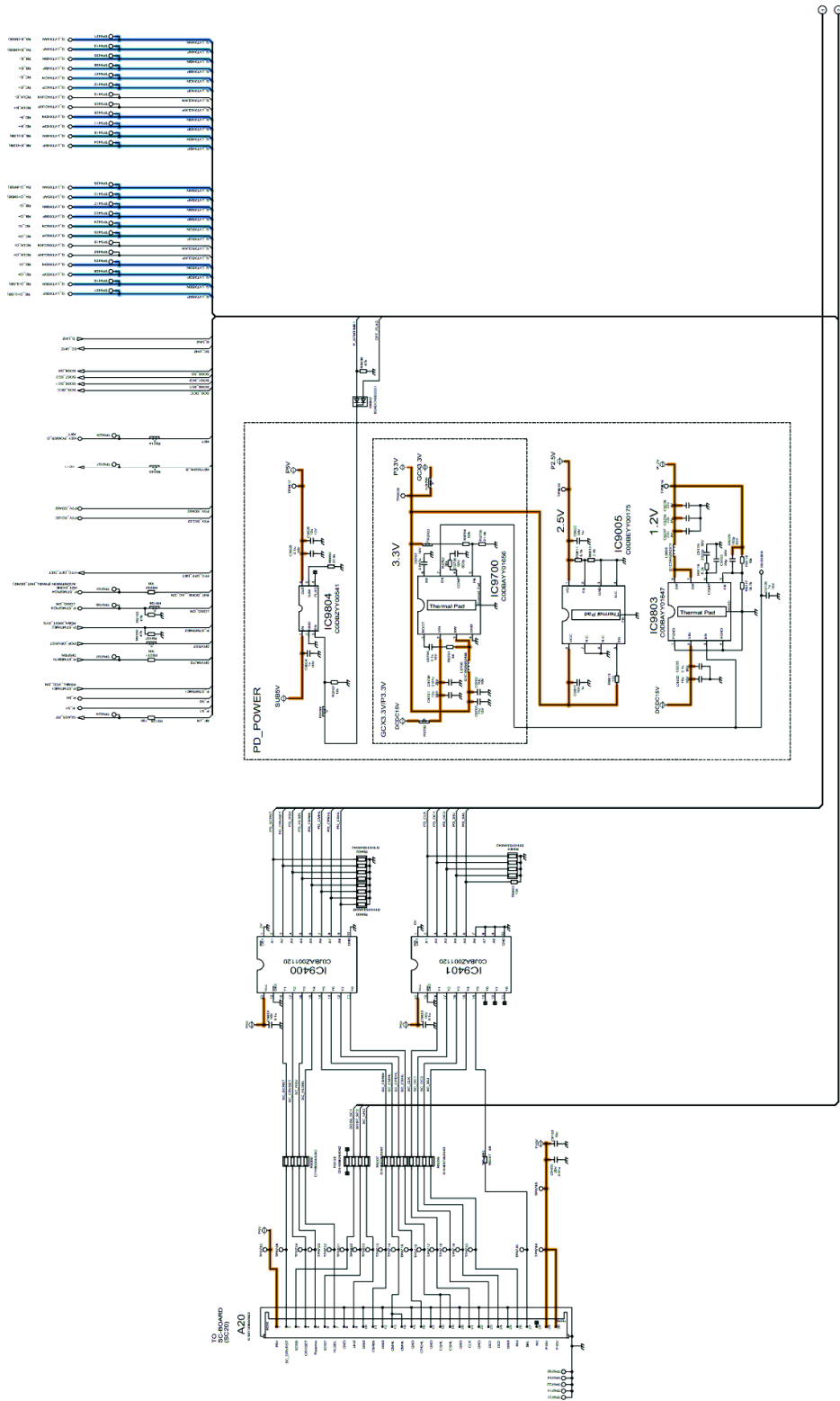
12

11

10







45

44

43

42

41

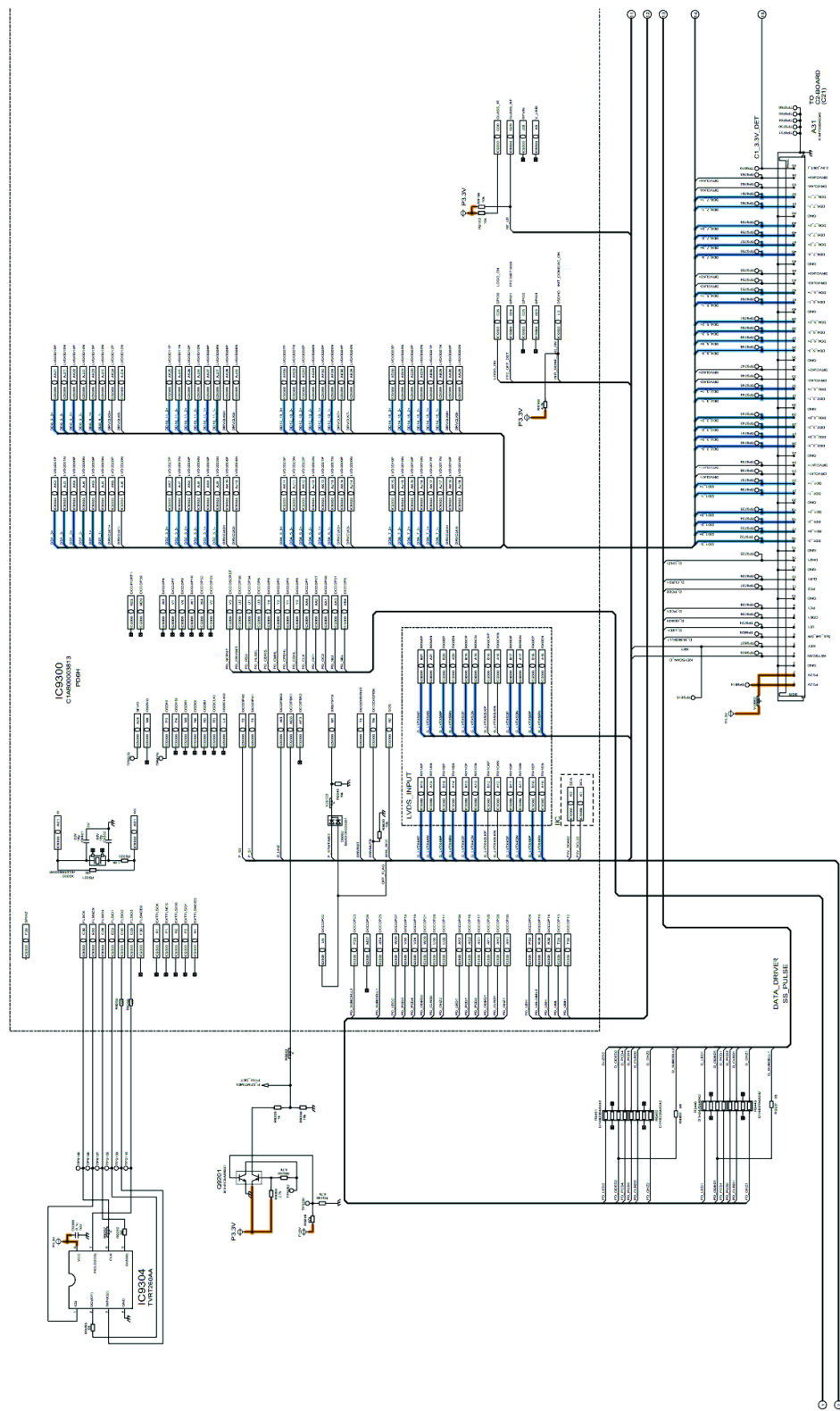
40

39

38

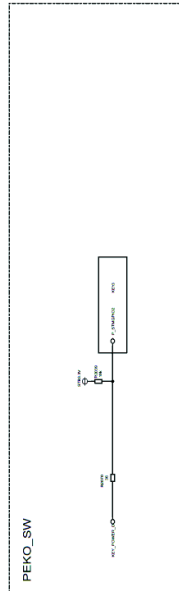
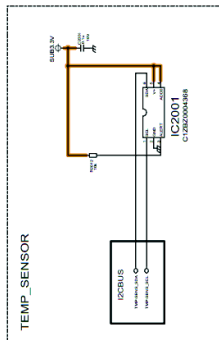
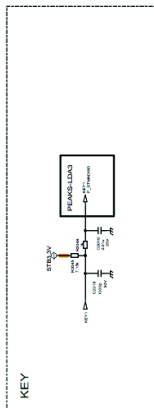
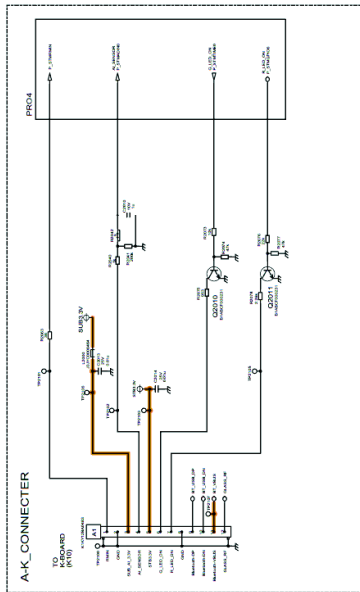
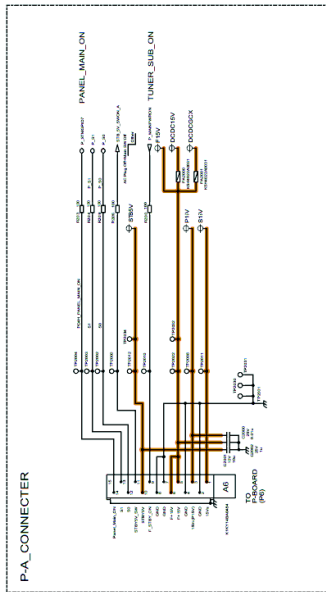
37

A-BOARD (6/18)



46 47 48 49 50 51 52 53 54

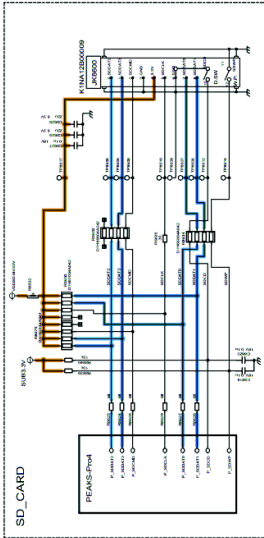
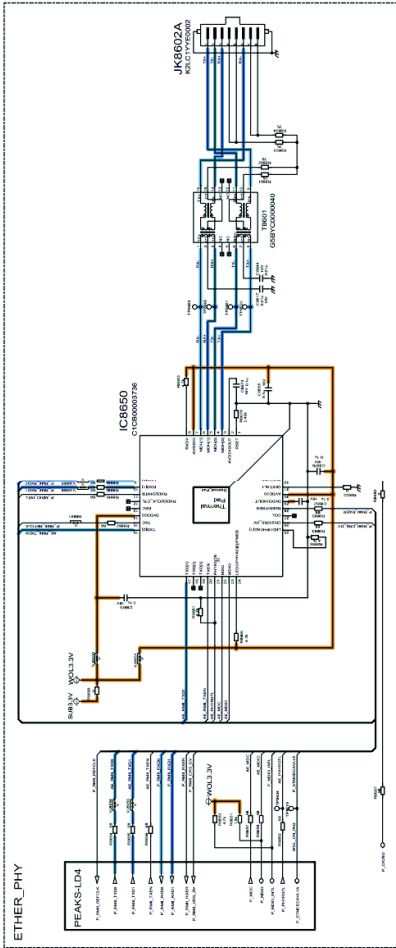




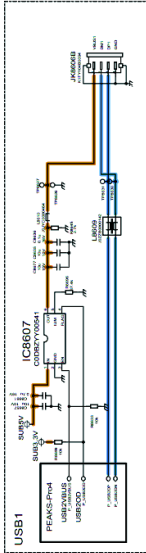


A-BOARD (9/18)

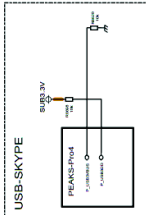
ETHER\_PHY



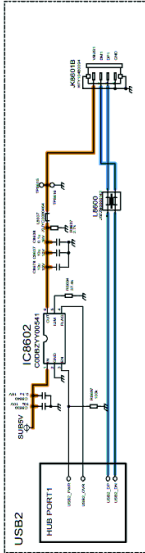
USB1



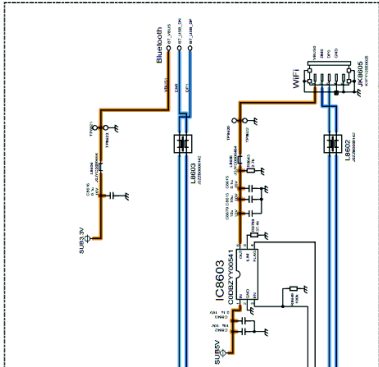
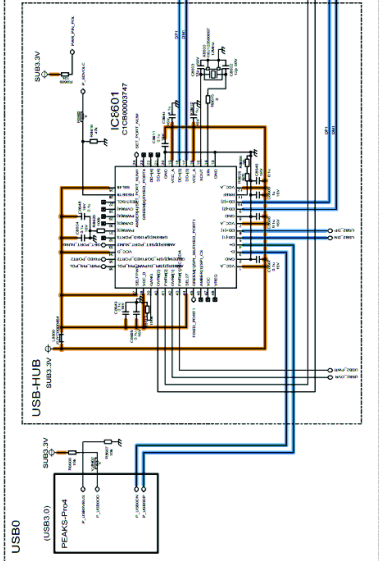
USB-SKYPE



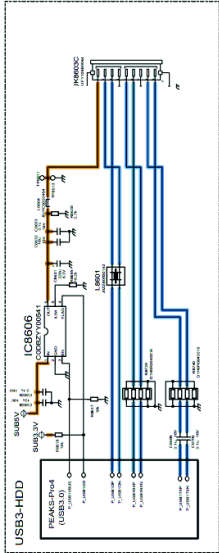
USB2



USB0

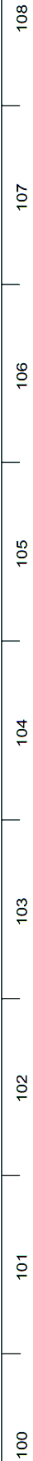


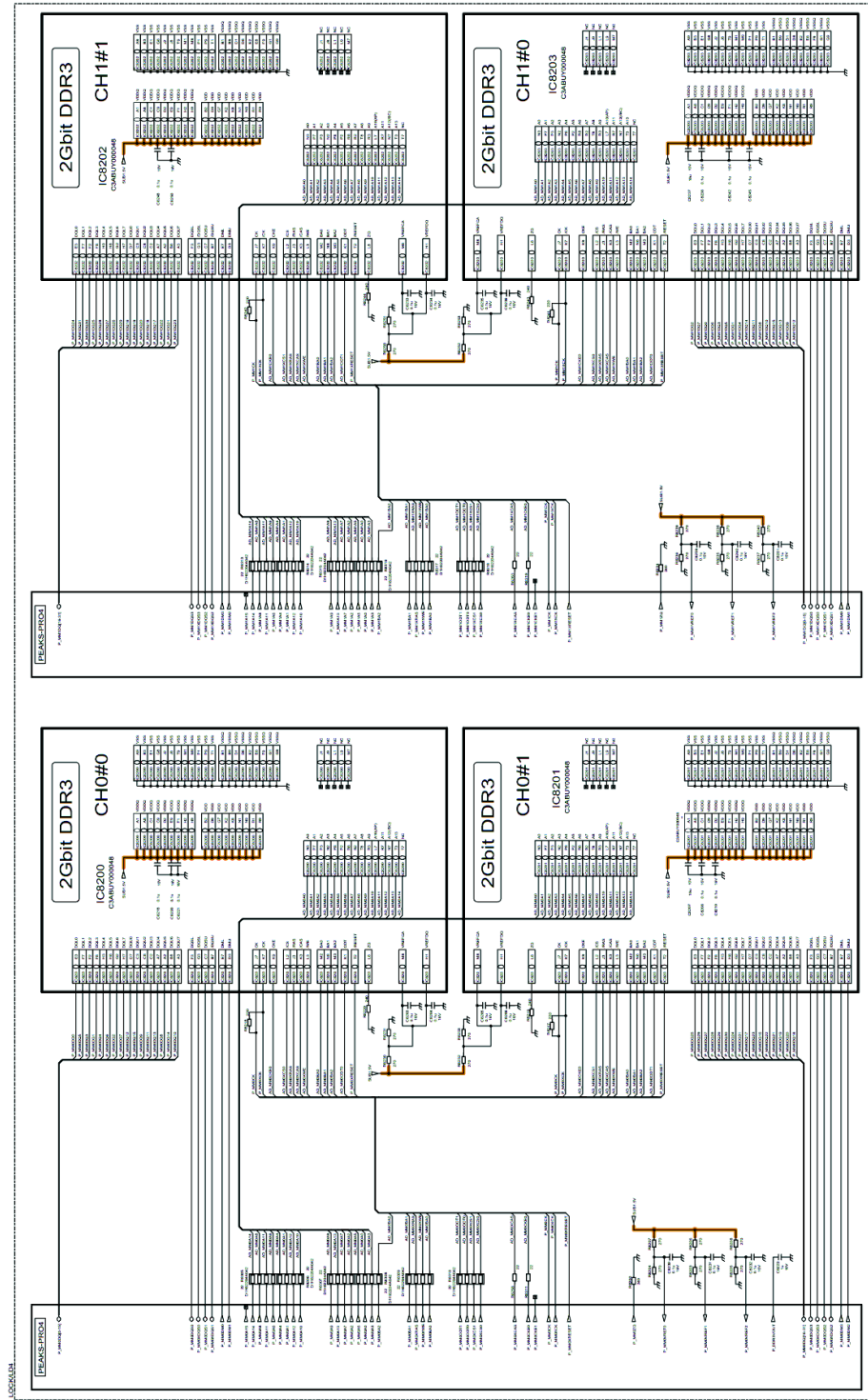
USB3-HDD

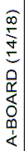






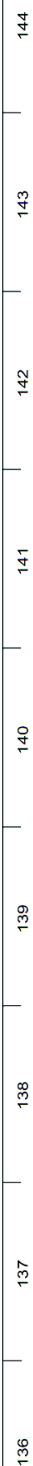




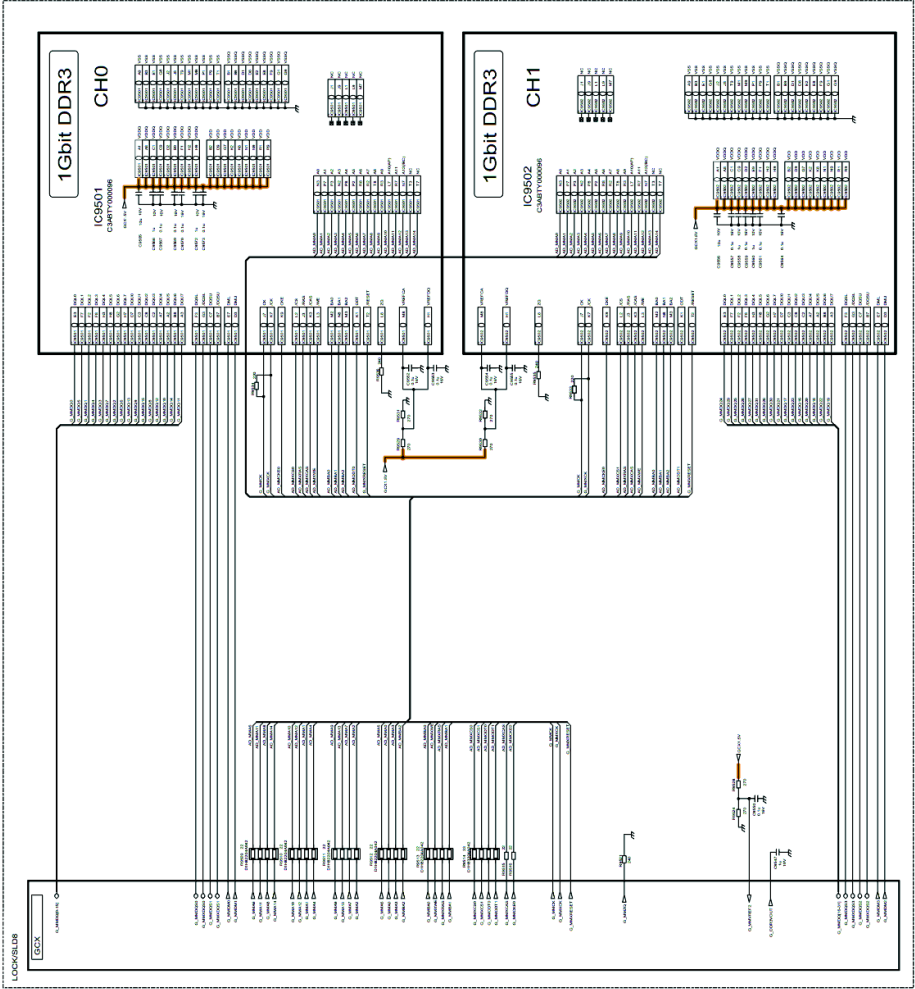












153

152

151

150

149

148

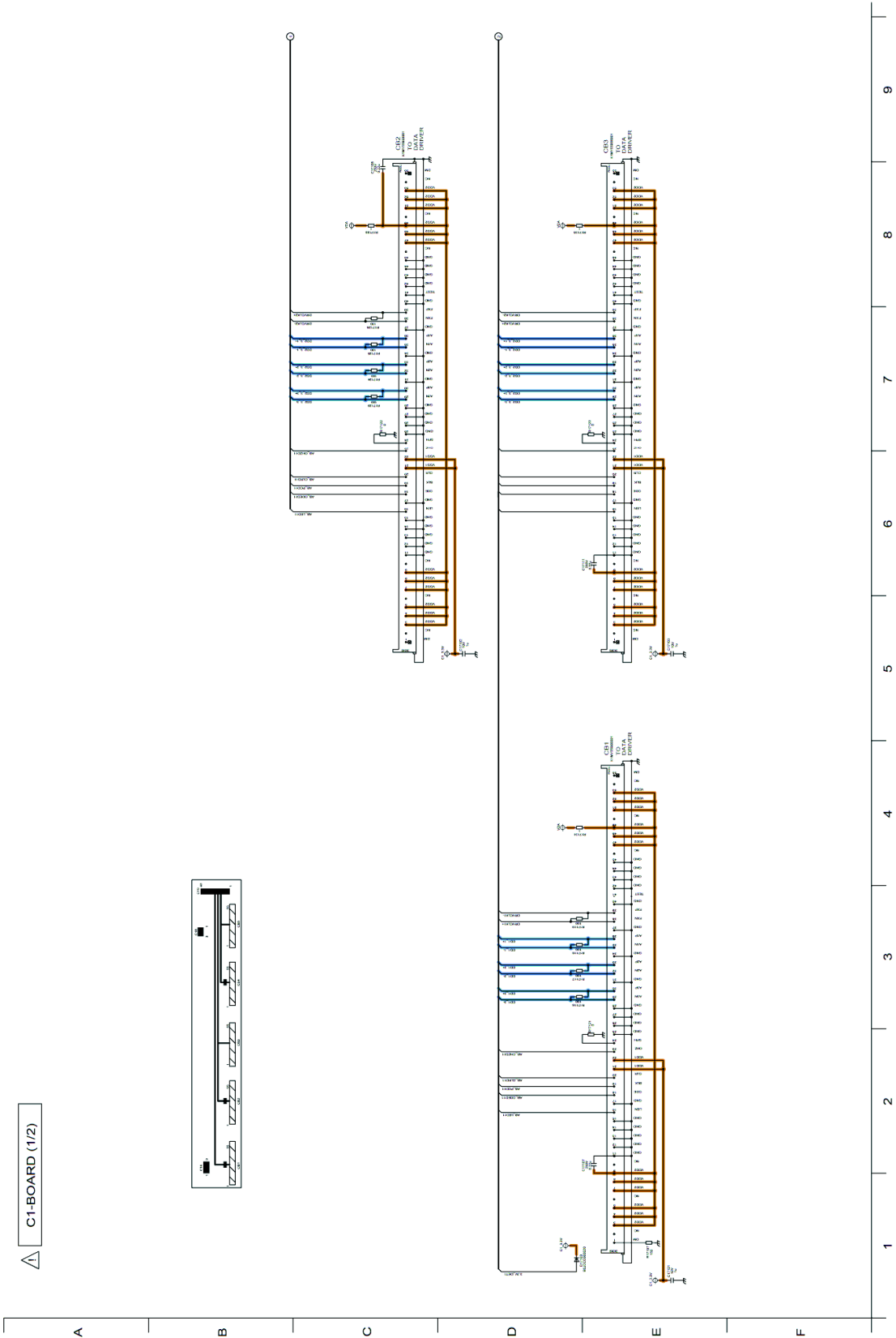
147

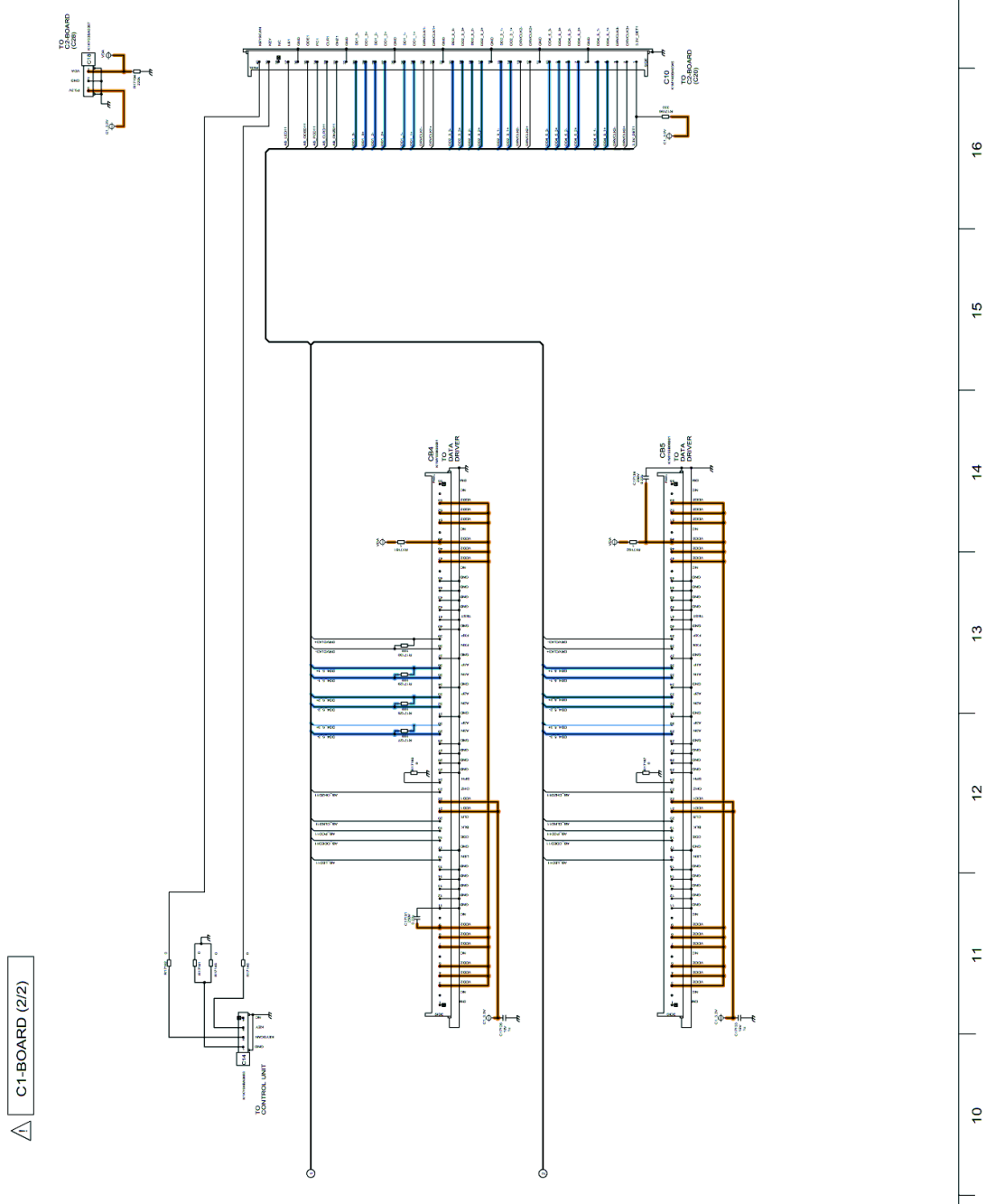
146

145



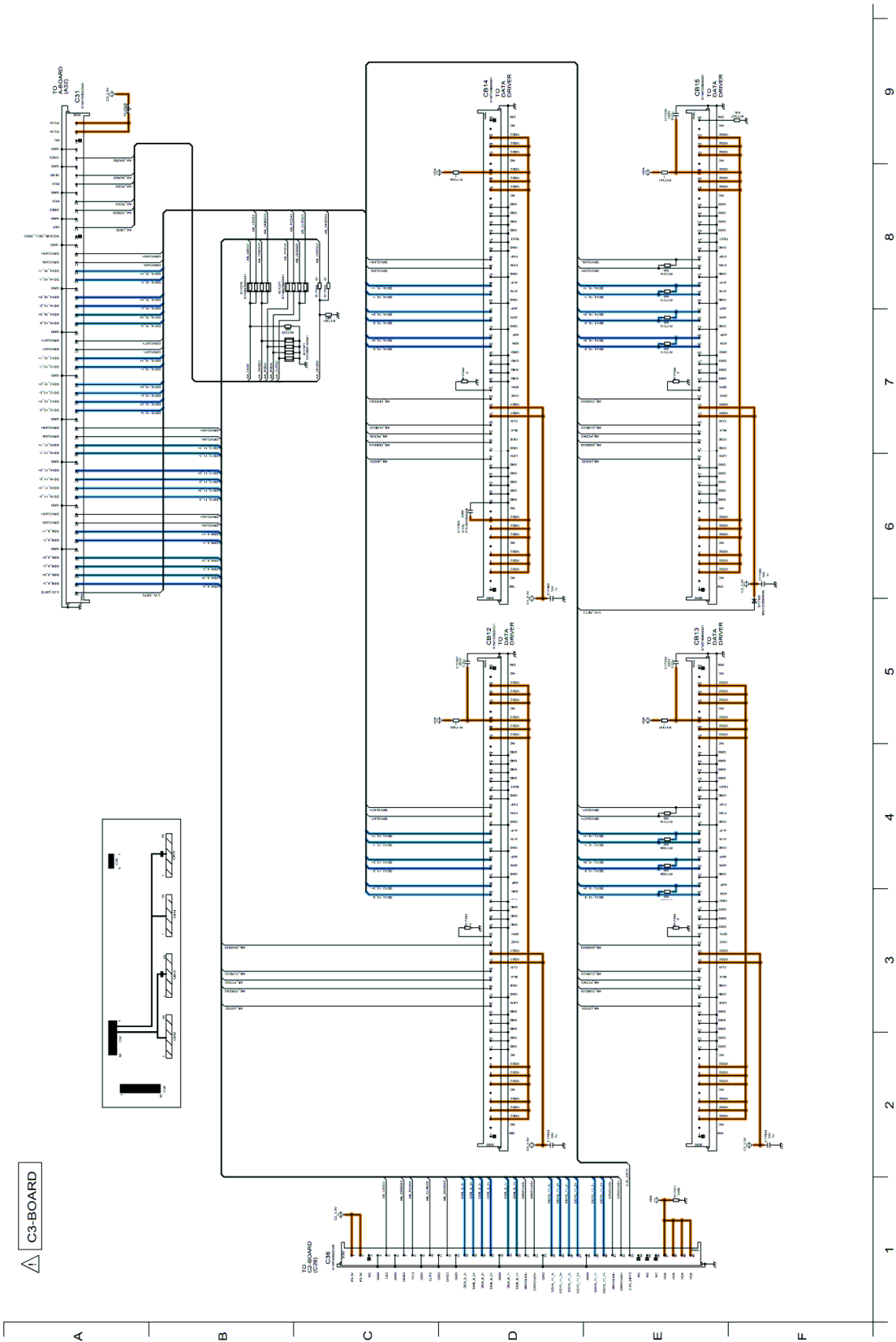




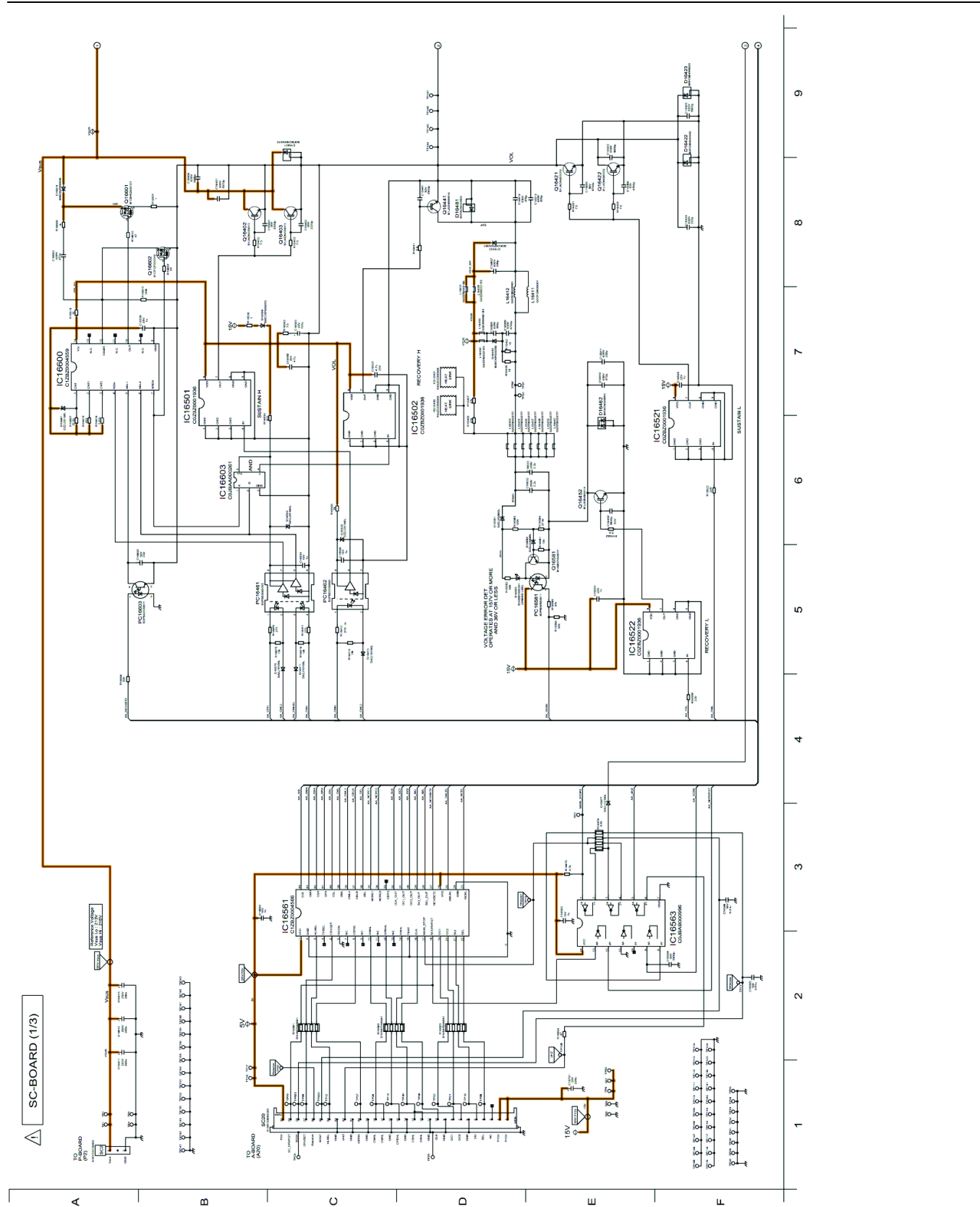


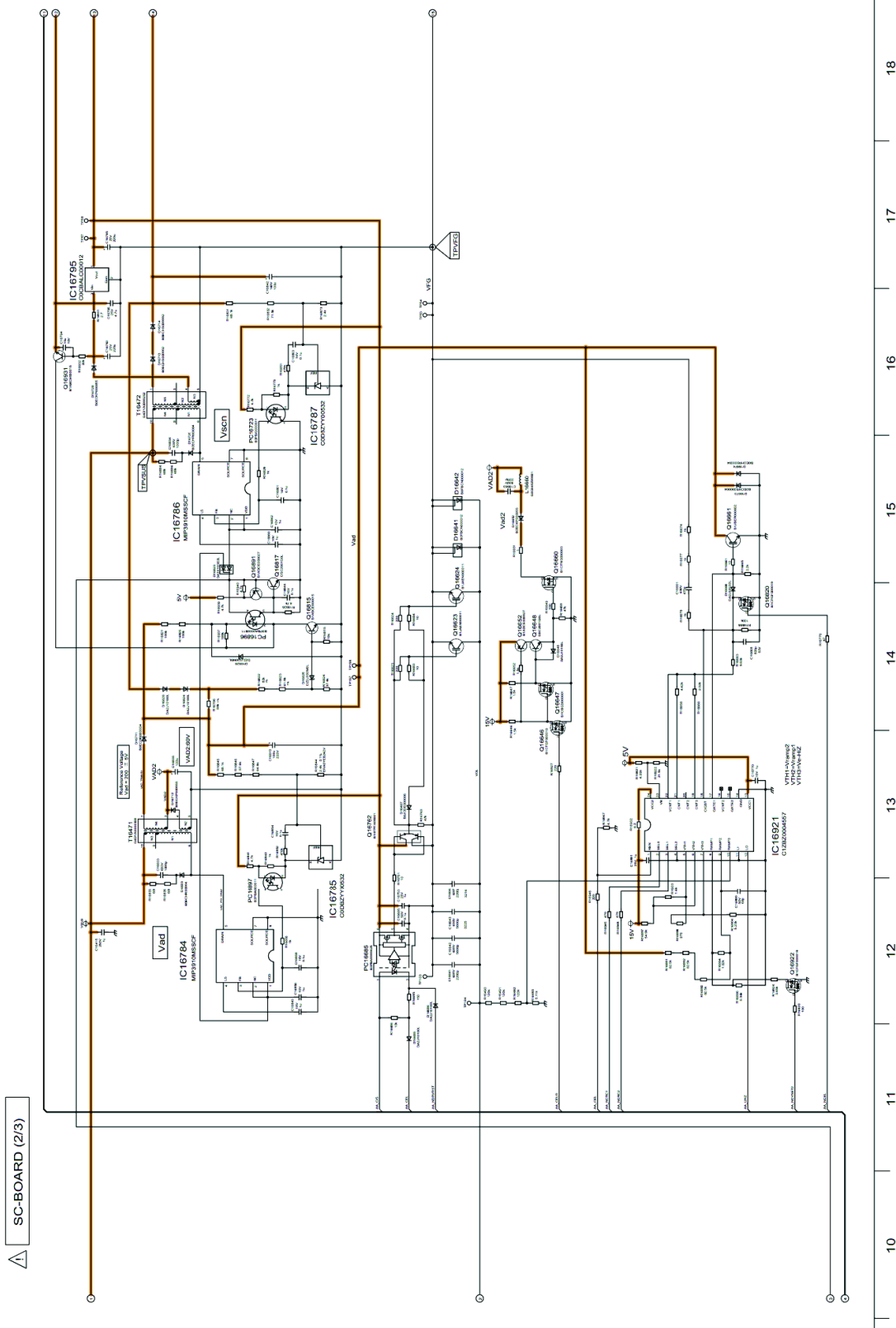






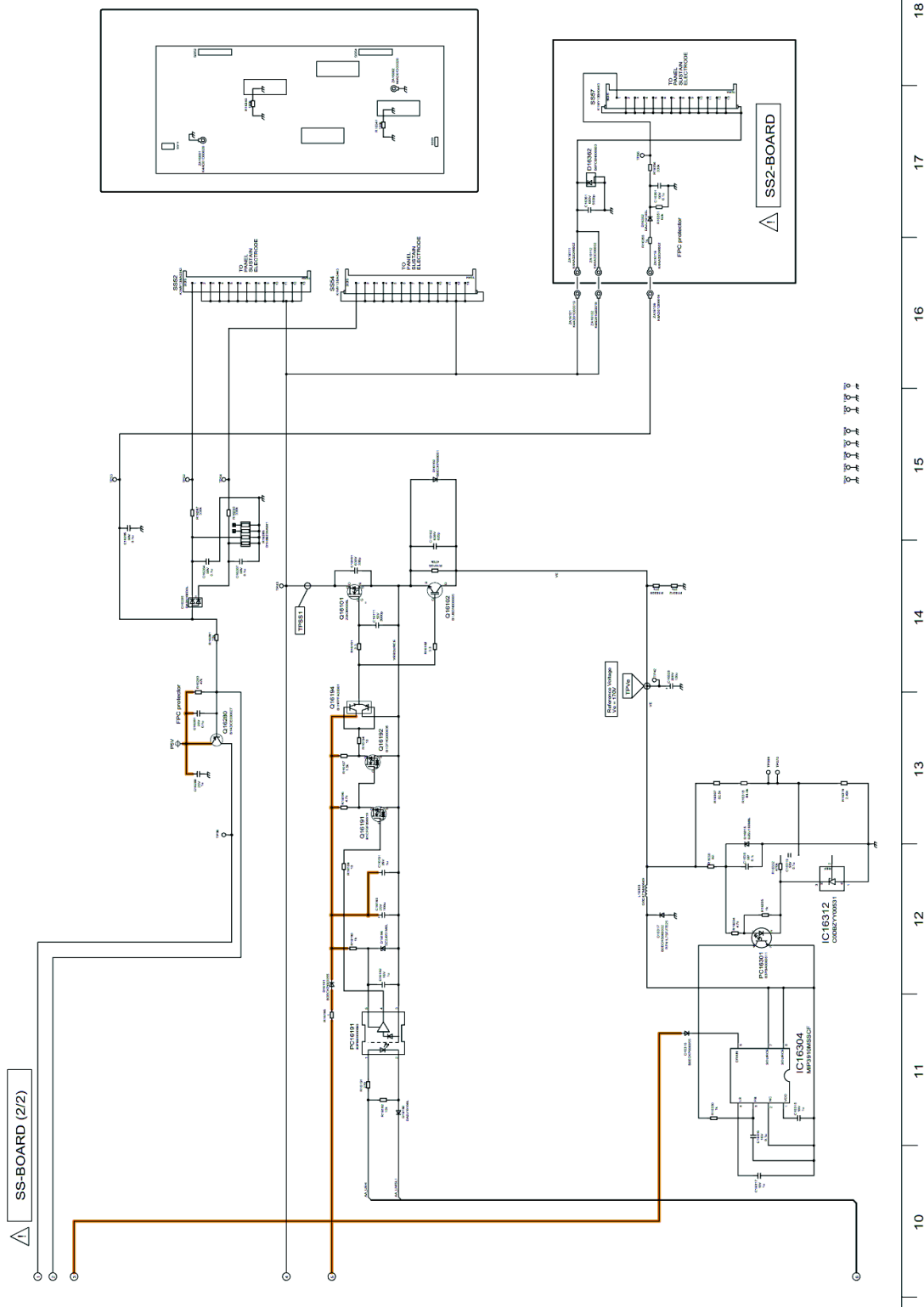


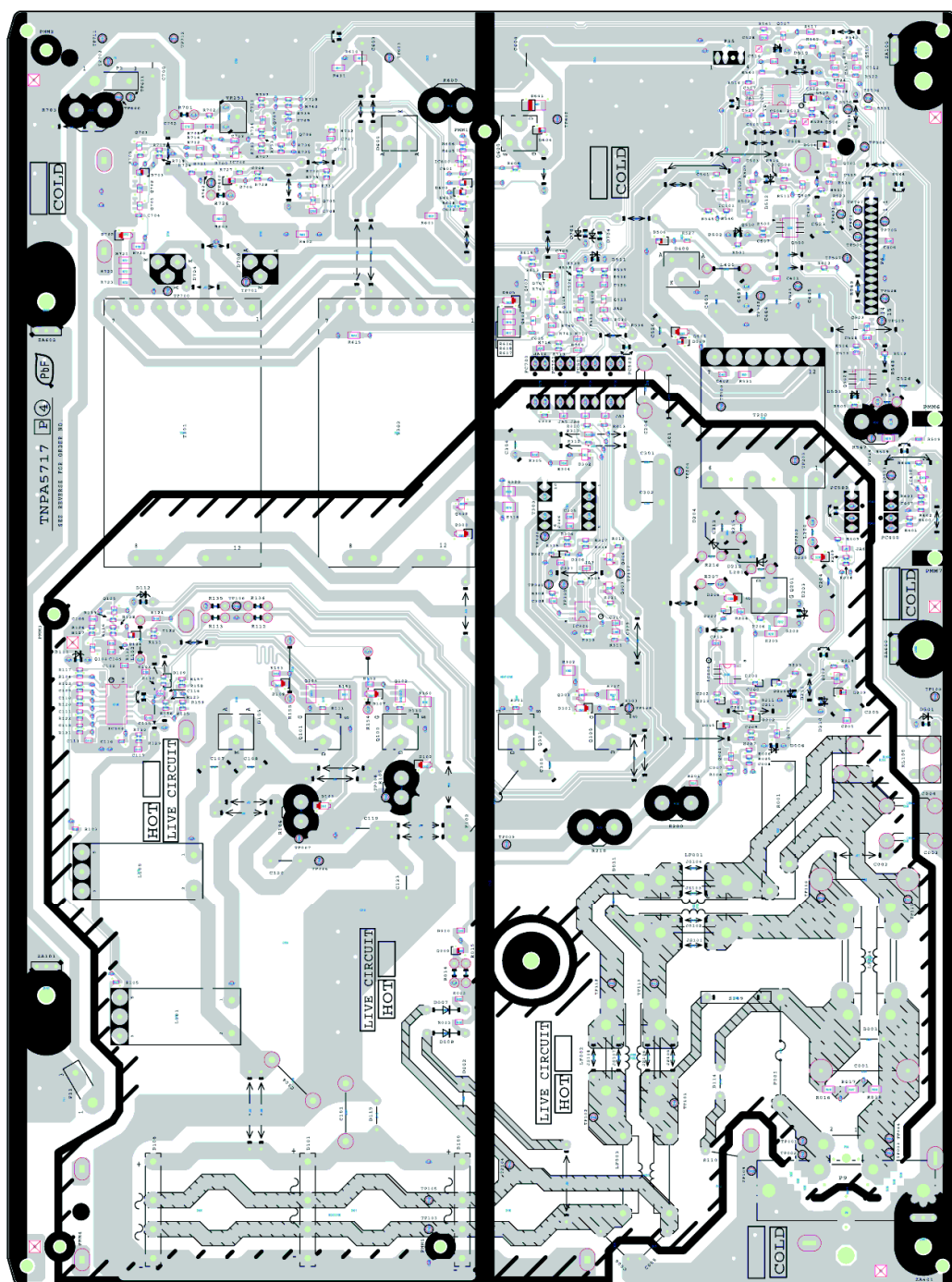




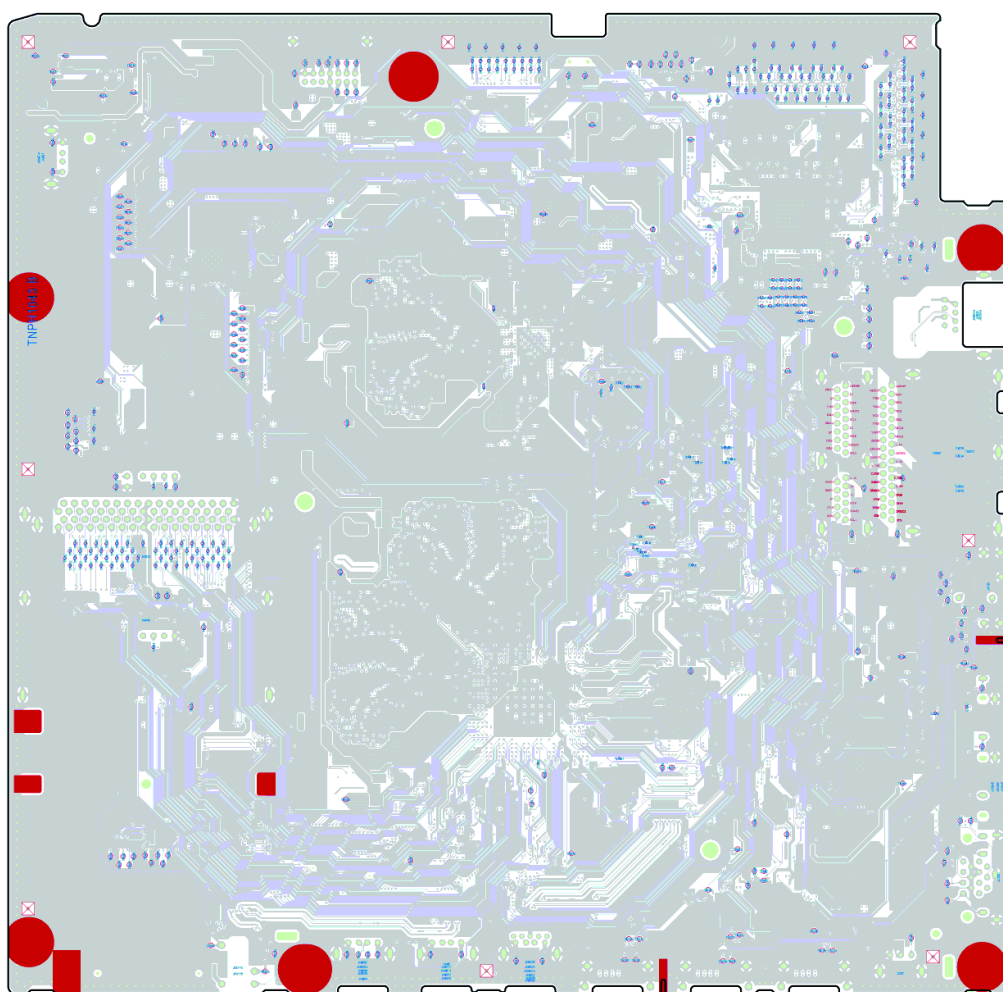




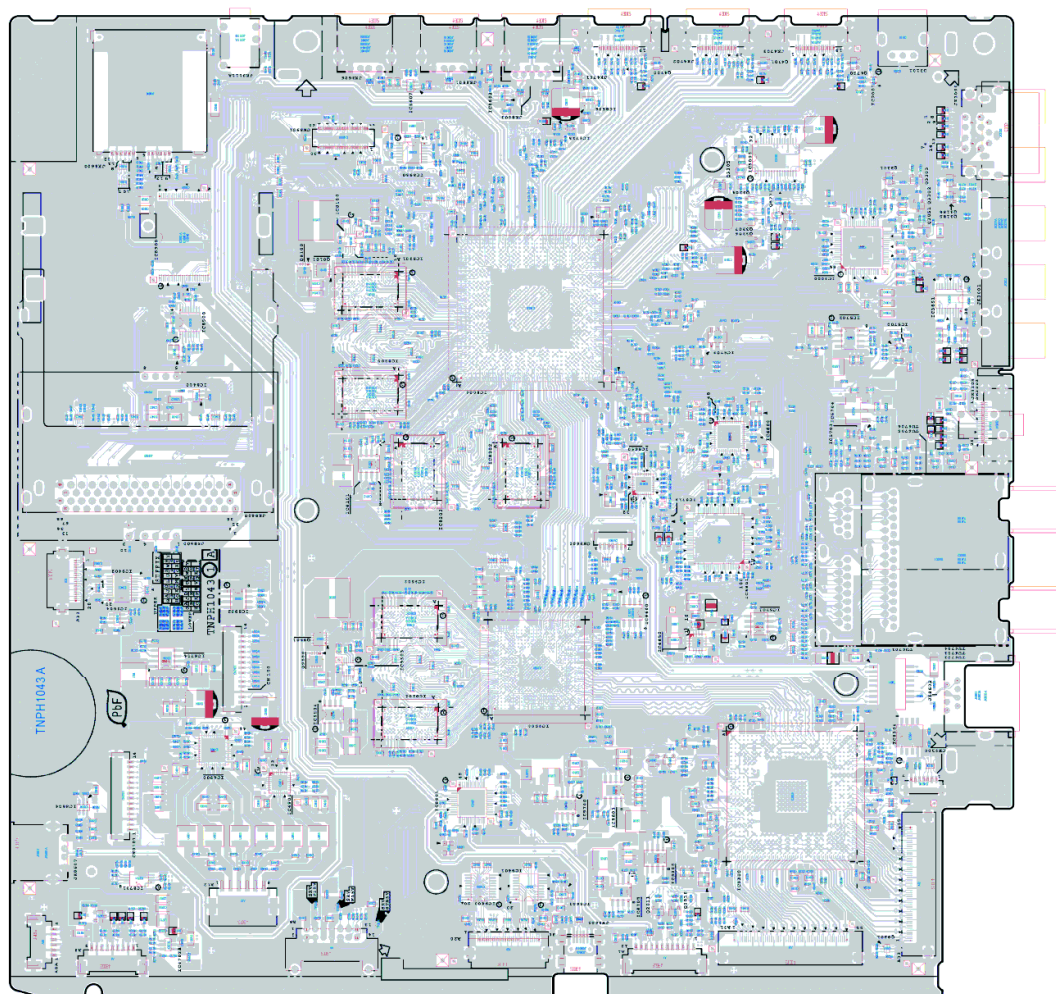


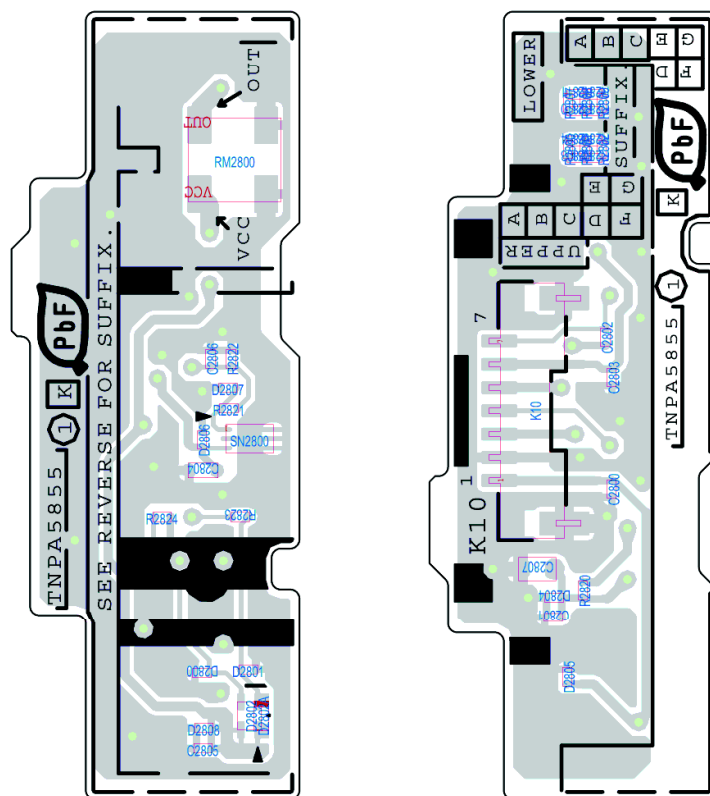


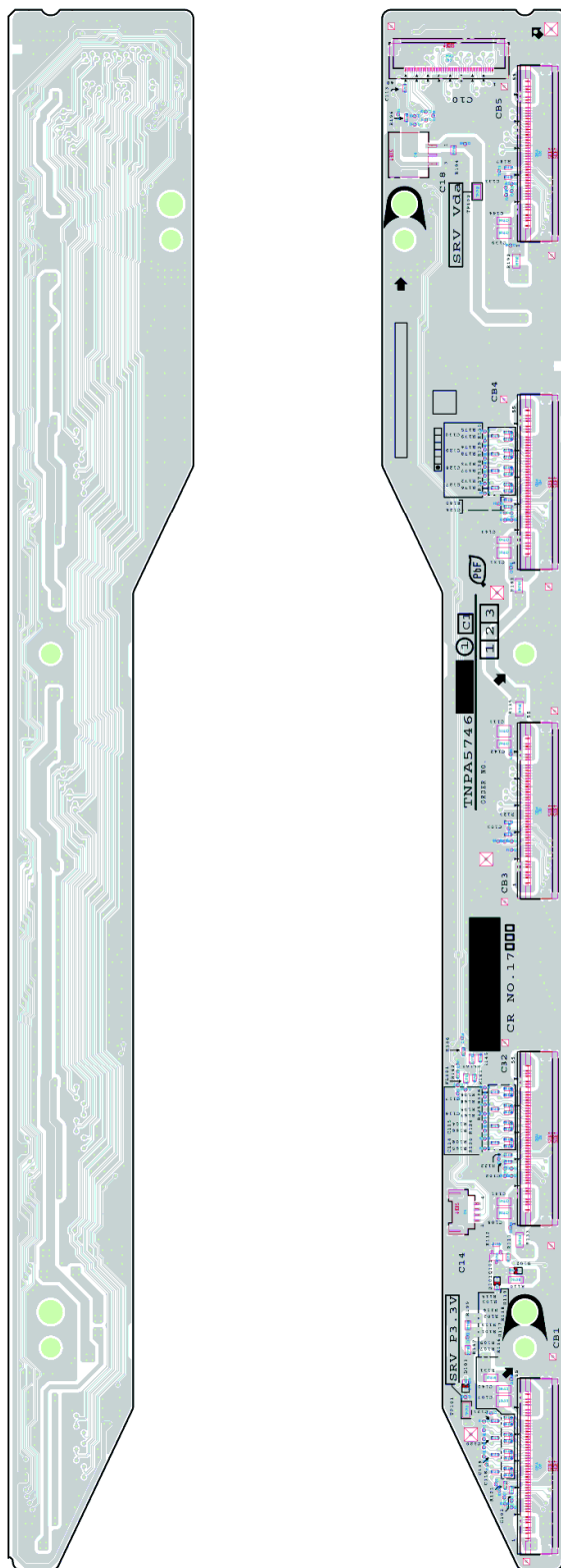


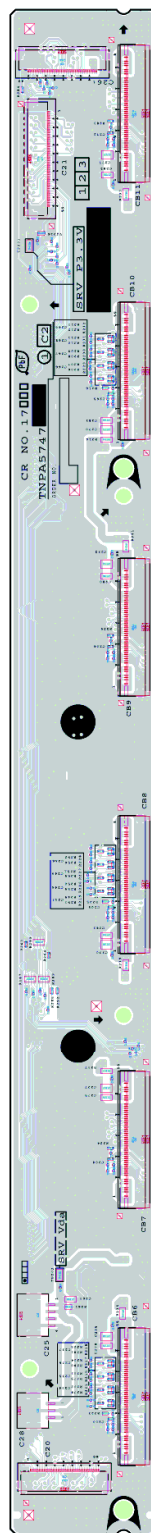





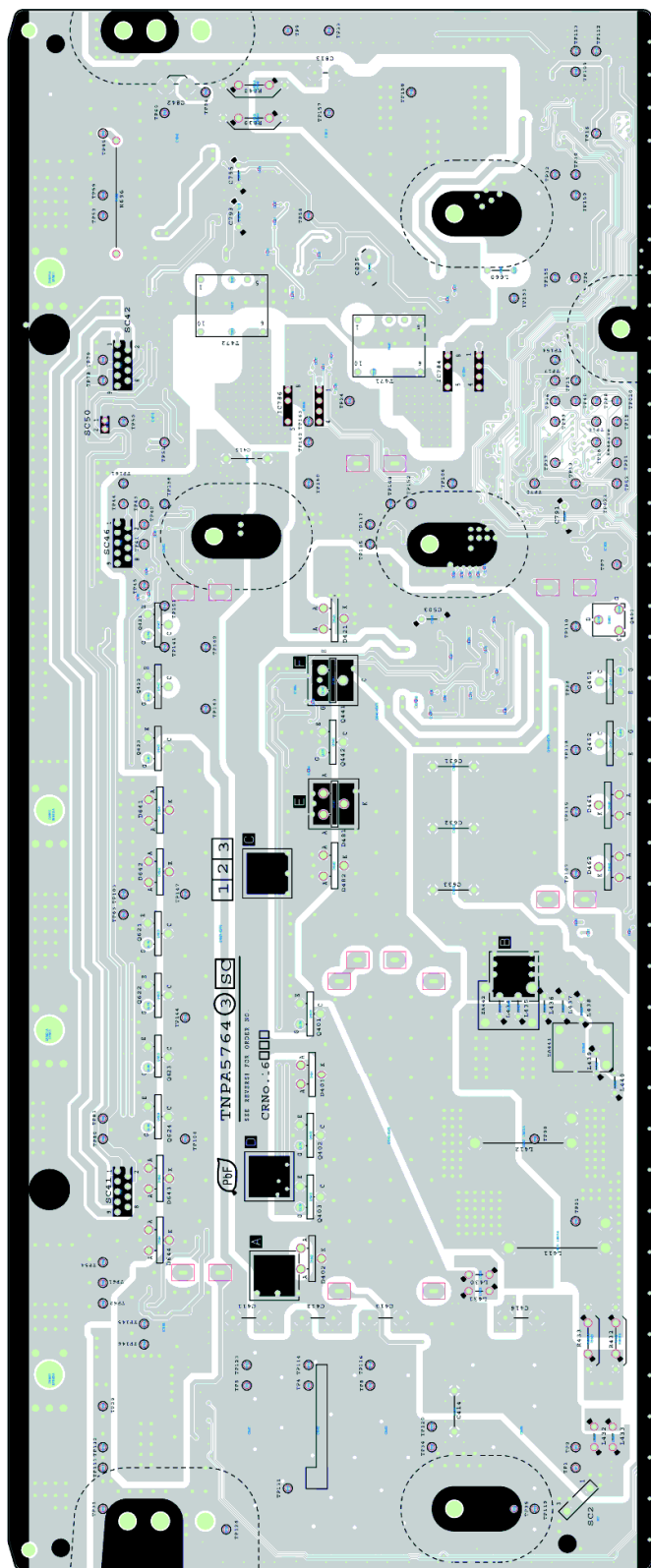


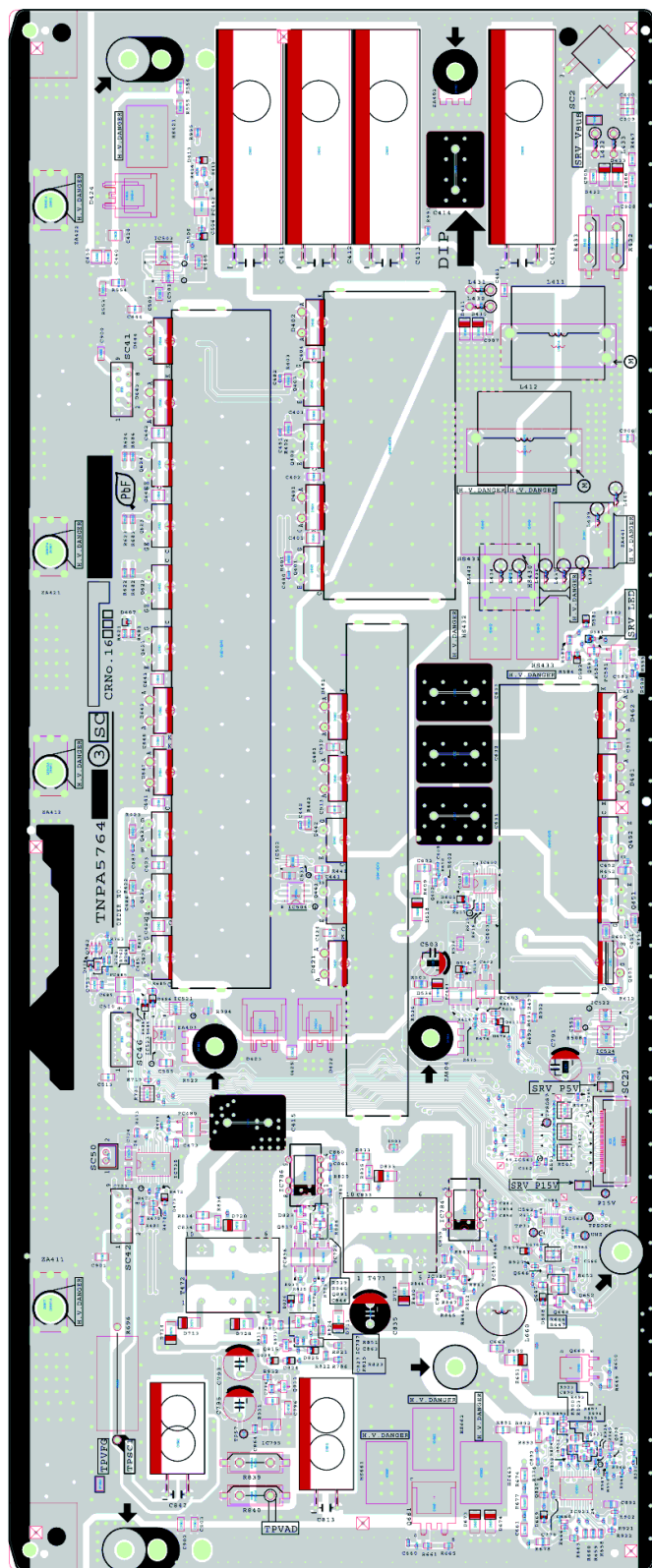






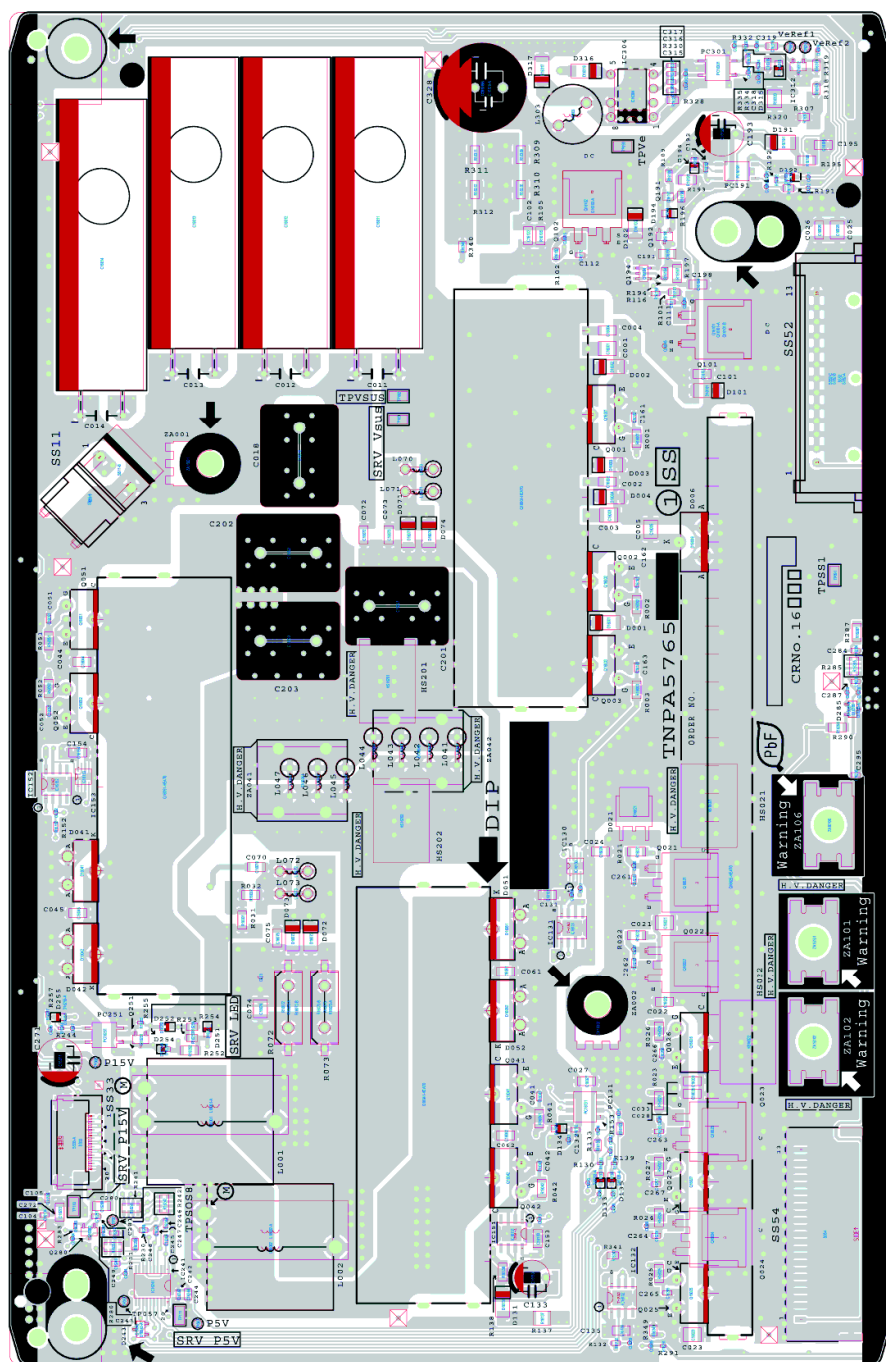


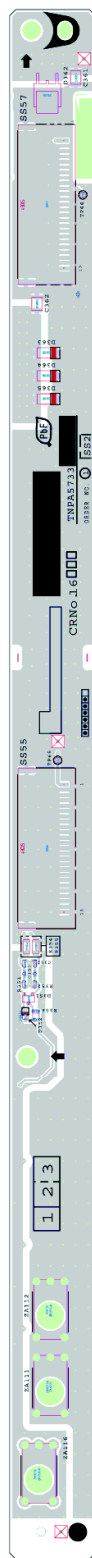





































# Model No. : TX-P50GT60E,P50GTW60 Parts List

Change	Safety	Ref. No.	Part No.	Part Name & Description	Q'ty	Remarks
		PCB	A-P50GT60E	CIRCUIT BOARD A	1	(E) (RTL) PAVCCZ
		PCB	A-P50GTW60	CIRCUIT BOARD A	1	(GTW) (RTL) PAVCCZ
		PCB	TXNC31UJU	CIRCUIT BOARD C3	1	(RTL) PAVCCZ
		PCB	TXNC11UJU	CIRCUIT BOARD C1	1	(RTL) PAVCCZ
		PCB	TXNC21UJU	CIRCUIT BOARD C2	1	(RTL) PAVCCZ
		PCB	TXN/P1ZDUE	CIRCUIT BOARD P	1	(RTL) PAVCCZ
		PCB	TXNSD1USUU	CIRCUIT BOARD SD	1	PAVCCZ
		PCB	TZTNP03UJU	CIRCUIT BOARD SS	1	(RTL) PAVCCZ
		PCB	TXNSU1USUU	CIRCUIT BOARD SU	1	PAVCCZ
		PCB	TZTNP02UJU	CIRCUIT BOARD SC	1	(RTL) PAVCCZ
		PCB	TXNSS21UJU	CIRCUIT BOARD SS2	1	(RTL) PAVCCZ
		PCB	TXN/K1XCUJ	CIRCUIT BOARD K	1	(RTL) PAVCCZ
		A1	K1KY12BA0483	12P CONNECTOR	1	PAVCCZ
		A6	K1KY14BA0484	14P CONNECTOR	1	PAVCCZ
		A12	K1KY06BA0387	6P CONNECTOR	1	PAVCCZ
		A20	K1MY30BA0602	30P CONNECTOR	1	PAVCCZ
		A31	K1MY55BA0345	55P CONNECTOR	1	
		A32	K1MY55BA0345	55P CONNECTOR	1	
		A33	K1MY20BA0602	20P CONNECTOR	1	PAVCCZ
		C001	F0CAF6840004	C 0.68UF, 250V	1	PAVCCZ
		C002	F0CAF6840004	C 0.68UF, 250V	1	PAVCCZ
		C003	F1AAF102A020	C 0.001UF, 250V	1	PAVCCZ
		C004	F1AAF102A020	C 0.001UF, 250V	1	PAVCCZ
		C005	F1AAF471A019	C 470pF, K,250V	1	PAVCCZ
		C006	F1AAF471A019	C 470pF, K,250V	1	PAVCCZ
		C007	F1H1H102B047	C 1000PF, 50V	1	PAVCCZ
		C008	F1H1H103B047	C 0.01UF, 50V	1	PAVCCZ
		C009	F1H1H102B047	C 1000PF, 50V	1	PAVCCZ
		C10	K1MY40BA0345	40P CONNECTOR	1	
		C14	K1KY04BA0483	4P CONNECTOR	1	PAVCCZ
		C18	K1KY03BA0387	3P CONNECTOR	1	PAVCCZ
		C20	K1MY40BA0345	40P CONNECTOR	1	
		C21	K1MY55BA0345	55P CONNECTOR	1	
		C25	K1KY04BA0387	4P CONNECTOR	1	PAVCCZ
		C26	K1MY40BA0345	40P CONNECTOR	1	
		C28	K1KY03BA0387	3P CONNECTOR	1	PAVCCZ
		C31	K1MY55BA0345	55P CONNECTOR	1	
		C36	K1MY40BA0345	40P CONNECTOR	1	
		C101	ECWFD2W105KC	P 1UF, K, 450V	1	PAVCCZ
		C102	F1J1E105A287	C 1UF, 25V	1	PAVCCZ
		C103	F1J1H103A900	C 0.01UF, 50V	1	PAVCCZ
		C104	ECWFD2W105KC	P 1UF, K, 450V	1	PAVCCZ
		C105	F1J1E334A272	C 0.33UF, 25V	1	PAVCCZ
		C106	F1J1E105A287	C 1UF, 25V	1	PAVCCZ
		C107	F1B3A102A027	C 1000PF, J, 1KV	1	PAVCCZ
		C108	F1B3A102A027	C 1000PF, J, 1KV	1	PAVCCZ
		C109	F1H1C105A179	C 1 uF 16 V	1	PAVCCZ
		C110	F1H1H104B047	C 0.1UF, 50V	1	
		C111	F1H1H471B052	C 470PF, 50V	1	PAVCCZ
		C112	F1H1H104B047	C 0.1UF, 50V	1	
		C113	F1J1E105A287	C 1UF, 25V	1	PAVCCZ
		C114	F1J1H102A909	C 1000pF, 50V	1	PAVCCZ
		C115	F1J1H102A909	C 1000pF, 50V	1	PAVCCZ
		C116	F1H1H104B047	C 0.1UF, 50V	1	
		C117	F1J1H102A909	C 1000pF, 50V	1	PAVCCZ
		C119	F2A2W151A275	C 150pF, M, 450V	1	PAVCCZ
		C120	F2A2W151A275	C 150pF, M, 450V	1	PAVCCZ
		C122	F1H1H103B047	C 0.01UF, 50V	1	PAVCCZ
		C201	F1J1E105A287	C 1UF, 25V	1	PAVCCZ
		C202	F1H1H222B047	C 2200PF, 50V	1	PAVCCZ

# Model No. : TX-P50GT60E,P50GTW60 Parts List

Change	Safety	Ref. No.	Part No.	Part Name & Description	Q'ty	Remarks
		C203	FIJ1H222A911	C 2200pF, 50V	1	PAVCCZ
		C204	F2A1V470B624	E 47UF 35V	1	PAVCCZ
		C205	F2A1V470B624	E 47UF 35V	1	PAVCCZ
		C206	FIAAF221A019	C 220pF, K, 250V	1	PAVCCZ
		C211	FIH1H102B047	C 1000PF, 50V	1	PAVCCZ
		C212	FIH3A102A027	C 1000PF, J, 1KV	1	PAVCCZ
		C213	FIJ1H104A902	C 0.1UF, 50V	1	PAVCCZ
		C300	ECKD3A101KBP	C 100PF, 1KV	1	
		C301	F0C3A333A066	C 0.33UF, 1KV	1	PAVCCZ
		C302	F0C3A333A066	C 0.33UF, 1KV	1	PAVCCZ
		C303	FIH1H103B047	C 0.01UF, 50V	1	PAVCCZ
		C304	ECKD3A221KBP	C 220PF, K, 1KV	1	
		C307	FIJ1E105A287	C 1UF, 25V	1	PAVCCZ
		C308	FIJ1H102A909	C 1000pF, 50V	1	PAVCCZ
		C309	FIJ1H103A900	C 0.01UF, 50V	1	PAVCCZ
		C310	FIJ1E105A287	C 1UF, 25V	1	PAVCCZ
		C401	FIJ2E1020002	C 1000PF, 250V	1	PAVCCZ
		C403	F2A1E4710126	E 470UF, 25V	1	PAVCCZ
		C404	F2A1E4710126	E 470UF, 25V	1	PAVCCZ
		C405	F2A1E4710126	E 470UF, 25V	1	PAVCCZ
		C407	FIH1H104B047	C 0.1UF, 50V	1	
		C500	FIJ1E105A287	C 1UF, 25V	1	PAVCCZ
		C501	FIH1C105A179	C 1 uF 16 V	1	PAVCCZ
		C502	FIJ1H104A902	C 0.1UF, 50V	1	PAVCCZ
		C503	FIJ1E105A287	C 1UF, 25V	1	PAVCCZ
		C504	FIJ1H102A909	C 1000pF, 50V	1	PAVCCZ
		C506	FIH1H104B047	C 0.1UF, 50V	1	
		C507	FIH1H104B047	C 0.1UF, 50V	1	
		C508	FIH1C105A179	C 1 uF 16 V	1	PAVCCZ
		C509	FIH1H104B047	C 0.1UF, 50V	1	
		C511	FIH1H104B047	C 0.1UF, 50V	1	
		C512	FIJ1H102A909	C 1000pF, 50V	1	PAVCCZ
		C513	FIJ1H102A909	C 1000pF, 50V	1	PAVCCZ
		C516	FIJ1H104A902	C 0.1UF, 50V	1	PAVCCZ
		C517	FIJ1H104A902	C 0.1UF, 50V	1	PAVCCZ
		C518	FIJ1E105A287	C 1UF, 25V	1	PAVCCZ
		C519	FIJ1E105A287	C 1UF, 25V	1	PAVCCZ
		C520	F2A1A2210127	E 220UF, 10V	1	PAVCCZ
		C525	FIJ1H102A909	C 1000pF, 50V	1	PAVCCZ
		C526	FIJ1E105A287	C 1UF, 25V	1	PAVCCZ
		C527	FIH1H104B047	C 0.1UF, 50V	1	
		C528	FIJ1E105A287	C 1UF, 25V	1	PAVCCZ
		C601	FIH1H391B052	C 390PF, 50V	1	PAVCCZ
		C602	FIH1H104B047	C 0.1UF, 50V	1	
		C603	F2AZZ821A050	E 820UF, 80V	1	PAVCCZ
		C604	F2A1J1520008	E 1500UF, 63V	1	PAVCCZ
		C605	FIH1H102B047	C 1000PF, 50V	1	PAVCCZ
		C700	F2A2E361A316	E 360UF, 250V	1	PAVCCZ
		C703	FIJ1E334A272	C 0.33UF, 25V	1	PAVCCZ
		C704	FIH1H102B047	C 1000PF, 50V	1	PAVCCZ
		C705	FIJ1E105A287	C 1UF, 25V	1	PAVCCZ
		C706	FIH1H103B047	C 0.01UF, 50V	1	PAVCCZ
		C707	FIJ1E105A287	C 1UF, 25V	1	PAVCCZ
		C708	FIJ1E105A287	C 1UF, 25V	1	PAVCCZ
		C709	FIH1H103B047	C 0.01UF, 50V	1	PAVCCZ
		C710	FIH1H103B047	C 0.01UF, 50V	1	PAVCCZ
		C0902	FIH1H101A834	C 100PF 50V	1	
		C0903	FIH1H101A834	C 100PF 50V	1	
		C0904	FIH1H390A834	C 39 pF 50 V	1	PAVCCZ
		C0905	FIH1H390A834	C 39 pF 50 V	1	PAVCCZ
		C2000	FIH1E103A059	C 0.01UF 25V	1	
		C2001	FIJ1A106A043	C 10UF, 10V	1	

# Model No. : TX-P50GT60E,P50GTW60 Parts List

Change	Safety	Ref. No.	Part No.	Part Name & Description	Q'ty	Remarks
		C2002	FIJ1E105A287	C 1UF, 25V	1	PAVCCZ
		C2006	FIg1C104A077	C 0.1UF 16V	1	
		C2010	FIg1A105A047	C 1UF 10V	1	
		C2013	FIg1E103A059	C 0.01UF 25V	1	
		C2014	FIg1E103A059	C 0.01UF 25V	1	
		C2018	FIg1H1020008	C 1000PF 50V	1	
		C2019	FIg1E103A059	C 0.01UF 25V	1	
		C2801	FIg1C1030008	C 0.01UF 16V	1	
		C2804	FIH1C104A178	C 0.1UF, 16V	1	PAVCCZ
		C2807	FIJ1A106A043	C 10UF, 10V	1	
		C3000	FIg1C104A077	C 0.1UF 16V	1	
		C3007	FIg1H470A834	C 47PF, 50V	1	PAVCCZ
		C3012	FIJ1A106A043	C 10UF, 10V	1	
		C3015	FIJ1A106A043	C 10UF, 10V	1	
		C3026	FIg1A105A047	C 1UF 10V	1	
		C3027	FIJ1A106A043	C 10UF, 10V	1	
		C3028	FIJ1A106A043	C 10UF, 10V	1	
		C3029	FIJ1A106A043	C 10UF, 10V	1	
		C3032	FIg1A105A047	C 1UF 10V	1	
		C3033	FIg1A105A047	C 1UF 10V	1	
		C3063	FIg1C104A077	C 0.1UF 16V	1	
		C3065	FIJ1A106A043	C 10UF, 10V	1	
		C3101	FIg1H471A834	C 470PF, 50V	1	PAVCCZ
		C3105	FIg1H471A834	C 470PF, 50V	1	PAVCCZ
		C3135	FIg1H471A834	C 470PF, 50V	1	PAVCCZ
		C3136	FIg1H471A834	C 470PF, 50V	1	PAVCCZ
		C3139	FIg1H471A834	C 470PF, 50V	1	PAVCCZ
		C3140	FIg1H471A834	C 470PF, 50V	1	PAVCCZ
		C3166	FIg1H1020008	C 1000PF 50V	1	
		C3168	FIg1E333A059	C 0.033UF, 25V	1	PAVCCZ
		C3170	FIg1E333A059	C 0.033UF, 25V	1	PAVCCZ
		C3171	FIg1A105A047	C 1UF 10V	1	
		C3172	FIg1A105A047	C 1UF 10V	1	
		C3173	FIg1C104A077	C 0.1UF 16V	1	
		C3174	FIg1C104A077	C 0.1UF 16V	1	
		C3175	FIg1A105A047	C 1UF 10V	1	
		C3176	FIJ1A106A043	C 10UF, 10V	1	
		C3177	FIJ1A106A043	C 10UF, 10V	1	
		C3178	FIJ1A106A043	C 10UF, 10V	1	
		C3179	FIJ1A106A043	C 10UF, 10V	1	
		C3180	FIJ1A106A043	C 10UF, 10V	1	
		C3183	FIJ1A106A043	C 10UF, 10V	1	
		C3184	FIg1C104A077	C 0.1UF 16V	1	
		C3185	FIg1C104A077	C 0.1UF 16V	1	
		C3186	FIg1C104A077	C 0.1UF 16V	1	
		C3187	FIJ1A106A043	C 10UF, 10V	1	
		C3188	FIg1A105A047	C 1UF 10V	1	
		C3189	FIg1A105A047	C 1UF 10V	1	
		C3190	FIg1A105A047	C 1UF 10V	1	
		C3191	FIg1A105A047	C 1UF 10V	1	
		C3192	FIJ1A106A043	C 10UF, 10V	1	
		C3301	FIJ1A106A043	C 10UF, 10V	1	
		C3302	FIJ1A106A043	C 10UF, 10V	1	
		C3303	FIJ1A106A043	C 10UF, 10V	1	
		C3304	FIJ1A106A043	C 10UF, 10V	1	
		C3315	F2H1A101A040	C 100UF, 10V	1	
		C3316	F2H1A101A040	C 100UF, 10V	1	
		C4701	FIg1A105A047	C 1UF 10V	1	
		C4901	FIg1C104A077	C 0.1UF 16V	1	
		C4902	FIg1C104A077	C 0.1UF 16V	1	
		C4903	FIg1C104A077	C 0.1UF 16V	1	
		C4904	FIg1C104A077	C 0.1UF 16V	1	

# Model No. : TX-P50GT60E,P50GTW60 Parts List

Change	Safety	Ref. No.	Part No.	Part Name & Description	Q'ty	Remarks
		C4905	FlG1C104A077	C 0.1UF 16V	1	
		C4906	FlH1C105A167	C 1UF, 16V	1	PAVCCZ
		C4908	FlK1V106A010	C 10UF, 25V	1	PAVCCZ
		C4909	FlJ1E105A287	C 1UF, 25V	1	PAVCCZ
		C4910	FlH1E104A161	C 0.1UF, 25V	1	PAVCCZ
		C4911	FlK1V106A010	C 10UF, 25V	1	PAVCCZ
		C4914	FlK1V106A010	C 10UF, 25V	1	PAVCCZ
		C4916	FlH1E104A161	C 0.1UF, 25V	1	PAVCCZ
		C4919	FlJ1E105A287	C 1UF, 25V	1	PAVCCZ
		C4920	FlK1V106A010	C 10UF, 25V	1	PAVCCZ
		C4924	FlH1E104A161	C 0.1UF, 25V	1	PAVCCZ
		C4925	FlK1V106A010	C 10UF, 25V	1	PAVCCZ
		C4928	FlJ1E105A287	C 1UF, 25V	1	PAVCCZ
		C4933	FlH1E104A161	C 0.1UF, 25V	1	PAVCCZ
		C4934	FlJ1E105A287	C 1UF, 25V	1	PAVCCZ
		C4937	FlJ1E224A272	C 0.22UF, 25V	1	PAVCCZ
		C4938	FlJ1E224A272	C 0.22UF, 25V	1	PAVCCZ
		C4939	FlJ1E224A272	C 0.22UF, 25V	1	PAVCCZ
		C4951	FlH1C105A167	C 1UF, 16V	1	PAVCCZ
		C4952	FlK1V106A010	C 10UF, 25V	1	PAVCCZ
		C4953	FlJ1E105A287	C 1UF, 25V	1	PAVCCZ
		C4954	FlK1V106A010	C 10UF, 25V	1	PAVCCZ
		C4955	FlJ1E105A287	C 1UF, 25V	1	PAVCCZ
		C4956	FlK1V106A010	C 10UF, 25V	1	PAVCCZ
		C4958	FlK1V106A010	C 10UF, 25V	1	PAVCCZ
		C4964	FlH1E104A161	C 0.1UF, 25V	1	PAVCCZ
		C4965	FlH1E104A161	C 0.1UF, 25V	1	PAVCCZ
		C4970	FlJ1E105A287	C 1UF, 25V	1	PAVCCZ
		C4971	FlJ1E105A287	C 1UF, 25V	1	PAVCCZ
		C5000	FlG1E103A059	C 0.01UF 25V	1	
		C5002	FlJZZ1060001	C 10UF, 20V	1	PAVCCZ
		C5003	FlH1C105A167	C 1UF, 16V	1	PAVCCZ
		C5007	FlG1C104A077	C 0.1UF 16V	1	
		C5009	FlG1C104A077	C 0.1UF 16V	1	
		C5011	FlG1C104A077	C 0.1UF 16V	1	
		C5012	EEH1B1C101UP	C 100PF, J, 16V	1	
		C5013	FlG1A105A047	C 1UF 10V	1	
		C5014	FlG1A105A047	C 1UF 10V	1	
		C5015	FlG1A105A047	C 1UF 10V	1	
		C5016	FlG1A105A047	C 1UF 10V	1	
		C5017	FlG1A105A047	C 1UF 10V	1	
		C5018	FlG1C104A077	C 0.1UF 16V	1	
		C5020	FlG1E103A059	C 0.01UF 25V	1	
		C5700	FlG1A105A047	C 1UF 10V	1	
		C5701	FlG1A105A047	C 1UF 10V	1	
		C5705	FlK1V106A010	C 10UF, 25V	1	PAVCCZ
		C5706	FlK1V106A010	C 10UF, 25V	1	PAVCCZ
		C5707	FlJ0G2260001	C 22 UF 4 V	1	
		C5708	FlJ0G2260001	C 22 UF 4 V	1	
		C5709	FlG1C104A077	C 0.1UF 16V	1	
		C5711	FlG1E333A059	C 0.033UF, 25V	1	PAVCCZ
		C5713	FlG1H821A830	C 820 pF 50 V	1	PAVCCZ
		C5717	FlJ1A106A043	C 10UF, 10V	1	
		C5718	FlJ1A106A043	C 10UF, 10V	1	
		C5720	FlG1E103A059	C 0.01UF 25V	1	
		C6700	FlG1C104A077	C 0.1UF 16V	1	
		C6701	FlG1C104A077	C 0.1UF 16V	1	
		C6702	FlJ1A106A043	C 10UF, 10V	1	
		C6703	FlJ1A106A043	C 10UF, 10V	1	
		C6704	FlJ1A106A043	C 10UF, 10V	1	
		C6705	FlJ1A106A043	C 10UF, 10V	1	
		C6706	FlG1C104A077	C 0.1UF 16V	1	

# Model No. : TX-P50GT60E,P50GTW60 Parts List

Change	Safety	Ref. No.	Part No.	Part Name & Description	Q'ty	Remarks
		C6707	FlG1C104A077	C 0.1UF 16V	1	
		C6708	FlJ1A106A043	C 10UF, 10V	1	
		C6710	FlG1C104A077	C 0.1UF 16V	1	
		C6712	FlG1H470A834	C 47PF, 50V	1	PAVCCZ
		C6713	FlG1H470A834	C 47PF, 50V	1	PAVCCZ
		C6714	FlG1H470A834	C 47PF, 50V	1	PAVCCZ
		C6715	FlG1H470A834	C 47PF, 50V	1	PAVCCZ
		C6716	FlG1H1020008	C 1000PF 50V	1	
		C6718	FlG1H101A834	C 100PF 50V	1	
		C6720	FlG1H220A834	C 22PF, 50V	1	PAVCCZ
		C6721	FlG1H220A834	C 22PF, 50V	1	PAVCCZ
		C6722	FlG1C104A077	C 0.1UF 16V	1	
		C6723	FlG1H101A834	C 100PF 50V	1	
		C6724	FlG1H101A834	C 100PF 50V	1	
		C6731	FlG1H220A834	C 22PF, 50V	1	PAVCCZ
		C6733	FlG1H220A834	C 22PF, 50V	1	PAVCCZ
		C6736	FlG1H101A834	C 100PF 50V	1	
		C6737	FlG1H101A834	C 100PF 50V	1	
		C6739	FlG1H1020008	C 1000PF 50V	1	
		C6746	FlG1C104A077	C 0.1UF 16V	1	
		C6790	FlG1H470A834	C 47PF, 50V	1	PAVCCZ
		C6791	FlG1H470A834	C 47PF, 50V	1	PAVCCZ
		C6792	FlG1H470A834	C 47PF, 50V	1	PAVCCZ
		C6793	FlG1H470A834	C 47PF, 50V	1	PAVCCZ
		C6794	FlG1H470A834	C 47PF, 50V	1	PAVCCZ
		C6795	FlG1H470A834	C 47PF, 50V	1	PAVCCZ
		C6796	FlG1H470A834	C 47PF, 50V	1	PAVCCZ
		C6830	FlG1H1020008	C 1000PF 50V	1	
		C6831	FlG1H1020008	C 1000PF 50V	1	
		C6861	FlG1A224A069	C 0.22UF, K, 10V	1	PAVCCZ
		C6862	FlK1V106A010	C 10UF, 25V	1	PAVCCZ
		C6865	FlH1E104A161	C 0.1UF, 25V	1	PAVCCZ
		C6866	FlJ1H105A919	C 1.0UF, 50V	1	PAVCCZ
		C6867	FlK1V106A010	C 10UF, 25V	1	PAVCCZ
		C6868	FlH1E104A161	C 0.1UF, 25V	1	PAVCCZ
		C6869	FlK1V106A010	C 10UF, 25V	1	PAVCCZ
		C8002	FlJ1A106A043	C 10UF, 10V	1	
		C8003	FlJ1A106A043	C 10UF, 10V	1	
		C8006	FlG1C104A077	C 0.1UF 16V	1	
		C8007	FlG1C104A077	C 0.1UF 16V	1	
		C8015	FlJ0G2260001	C 22 UF 4 V	1	
		C8017	FlJ0G2260001	C 22 UF 4 V	1	
		C8018	FlG1A105A047	C 1UF 10V	1	
		C8020	FlG1C104A077	C 0.1UF 16V	1	
		C8024	FlG1C104A077	C 0.1UF 16V	1	
		C8026	FlG1C104A077	C 0.1UF 16V	1	
		C8027	FlG1C104A077	C 0.1UF 16V	1	
		C8029	FlG1A105A047	C 1UF 10V	1	
		C8035	FlJ1A106A043	C 10UF, 10V	1	
		C8037	FlJ1A106A043	C 10UF, 10V	1	
		C8038	FlJ0G2260001	C 22 UF 4 V	1	
		C8100	FlG1H331A830	C 330PF, 50V	1	PAVCCZ
		C8101	FlJ1A475A112	C 4.7UF, 10V	1	PAVCCZ
		C8102	FlG1C183A146	C 0.018UF, 16V	1	PAVCCZ
		C8103	FlG1C104A077	C 0.1UF 16V	1	
		C8104	FlK1V106A010	C 10UF, 25V	1	PAVCCZ
		C8105	FlK1V106A010	C 10UF, 25V	1	PAVCCZ
		C8106	FlJ0G2260001	C 22 UF 4 V	1	
		C8107	FlJ0G2260001	C 22 UF 4 V	1	
		C8108	FlJ0G2260001	C 22 UF 4 V	1	
		C8109	FlG1C183A146	C 0.018UF, 16V	1	PAVCCZ
		C8110	FlH1E105A153	C 1UF, 25V	1	PAVCCZ

# Model No. : TX-P50GT60E,P50GTW60 Parts List

Change	Safety	Ref. No.	Part No.	Part Name & Description	Q'ty	Remarks
		C8111	FlG1C104A077	C 0.1UF 16V	1	
		C8112	FlK1V106A010	C 10UF, 25V	1	PAVCCZ
		C8114	FlJ0G2260001	C 22 UF 4 V	1	
		C8115	FlJ0G2260001	C 22 UF 4 V	1	
		C8117	FlH1E104A161	C 0.1UF, 25V	1	PAVCCZ
		C8119	FlH1E104A161	C 0.1UF, 25V	1	PAVCCZ
		C8203	FlG1C104A077	C 0.1UF 16V	1	
		C8204	FlG1C104A077	C 0.1UF 16V	1	
		C8205	FlG1C104A077	C 0.1UF 16V	1	
		C8206	FlG1C104A077	C 0.1UF 16V	1	
		C8207	FlJ1A106A043	C 10UF, 10V	1	
		C8208	FlG1C104A077	C 0.1UF 16V	1	
		C8210	FlG1C104A077	C 0.1UF 16V	1	
		C8218	FlG1C104A077	C 0.1UF 16V	1	
		C8220	FlG1C104A077	C 0.1UF 16V	1	
		C8221	FlG1C104A077	C 0.1UF 16V	1	
		C8229	FlG1A105A047	C 1UF 10V	1	
		C8230	FlG1C104A077	C 0.1UF 16V	1	
		C8231	FlG1C104A077	C 0.1UF 16V	1	
		C8232	FlG1C104A077	C 0.1UF 16V	1	
		C8233	FlG1C104A077	C 0.1UF 16V	1	
		C8234	FlG1C104A077	C 0.1UF 16V	1	
		C8235	FlG1C104A077	C 0.1UF 16V	1	
		C8236	FlG1C104A077	C 0.1UF 16V	1	
		C8237	FlJ1A106A043	C 10UF, 10V	1	
		C8238	FlG1C104A077	C 0.1UF 16V	1	
		C8242	FlG1C104A077	C 0.1UF 16V	1	
		C8245	FlG1C104A077	C 0.1UF 16V	1	
		C8248	FlG1C104A077	C 0.1UF 16V	1	
		C8250	FlG1C104A077	C 0.1UF 16V	1	
		C8259	FlG1C104A077	C 0.1UF 16V	1	
		C8260	FlG1C104A077	C 0.1UF 16V	1	
		C8261	FlG1C104A077	C 0.1UF 16V	1	
		C8300	FlG1H8R0A831	C 8 PF, 50V	1	
		C8301	FlG1H8R0A831	C 8 PF, 50V	1	
		C8304	FlG1A105A047	C 1UF 10V	1	
		C8305	FlG1A105A047	C 1UF 10V	1	
		C8306	FlG1A105A047	C 1UF 10V	1	
		C8307	FlG1A105A047	C 1UF 10V	1	
		C8308	FlG1A105A047	C 1UF 10V	1	
		C8309	FlG1A105A047	C 1UF 10V	1	
		C8310	FlG1A105A047	C 1UF 10V	1	
		C8311	FlG1A105A047	C 1UF 10V	1	
		C8312	FlG1A105A047	C 1UF 10V	1	
		C8313	FlG1A105A047	C 1UF 10V	1	
		C8400	FlG1C104A077	C 0.1UF 16V	1	
		C8401	FlK0J226A049	C 22UF, 6.3V	1	
		C8402	FlK0J226A049	C 22UF, 6.3V	1	
		C8404	FlG1C104A077	C 0.1UF 16V	1	
		C8405	FlG1C104A077	C 0.1UF 16V	1	
		C8602	FlG1H120A834	C 12PF, 50V	1	
		C8603	FlG1H120A834	C 12PF, 50V	1	
		C8604	FlG1C104A077	C 0.1UF 16V	1	
		C8605	FlG1C104A077	C 0.1UF 16V	1	
		C8607	FlG1C104A077	C 0.1UF 16V	1	
		C8608	FlG1C104A077	C 0.1UF 16V	1	
		C8609	FlH1C105A167	C 1UF, 16V	1	PAVCCZ
		C8610	FlH1C105A167	C 1UF, 16V	1	PAVCCZ
		C8611	FlG1C104A077	C 0.1UF 16V	1	
		C8613	FlJ1A106A043	C 10UF, 10V	1	
		C8615	FlG1C104A077	C 0.1UF 16V	1	
		C8616	FlG1C104A077	C 0.1UF 16V	1	



# Model No. : TX-P50GT60E,P50GTW60 Parts List

Change	Safety	Ref. No.	Part No.	Part Name & Description	Q'ty	Remarks
		C8617	FlG1C1030008	C 0.01UF 16V	1	
		C8619	FlG1C104A077	C 0.1UF 16V	1	
		C8620	FlG1C104A077	C 0.1UF 16V	1	
		C8627	FlG1C104A077	C 0.1UF 16V	1	
		C8628	F1K0J226A049	C 22UF, 6.3V	1	
		C8629	F1K0J226A049	C 22UF, 6.3V	1	
		C8631	EEHBOJ221UP	E 220UF, 6.3V	1	
		C8632	FlJ1A106A043	C 10UF, 10V	1	
		C8633	FlG1C104A077	C 0.1UF 16V	1	
		C8635	FlJ1A106A043	C 10UF, 10V	1	
		C8636	FlG1C104A077	C 0.1UF 16V	1	
		C8637	FlJ1A106A043	C 10UF, 10V	1	
		C8638	FlG1C104A077	C 0.1UF 16V	1	
		C8639	FlJ1A106A043	C 10UF, 10V	1	
		C8640	FlG1C104A077	C 0.1UF 16V	1	
		C8642	FlJ1A106A043	C 10UF, 10V	1	
		C8643	FlG1C104A077	C 0.1UF 16V	1	
		C8644	FlG1C1030008	C 0.01UF 16V	1	
		C8645	FlG1C104A077	C 0.1UF 16V	1	
		C8646	FlG1C104A077	C 0.1UF 16V	1	
		C8648	FlG1C104A077	C 0.1UF 16V	1	
		C8649	FlG1C104A077	C 0.1UF 16V	1	
		C8652	FlG1C104A077	C 0.1UF 16V	1	
		C8655	FlG1C104A077	C 0.1UF 16V	1	
		C8657	FlJ1A106A043	C 10UF, 10V	1	
		C8658	FlJ1A106A043	C 10UF, 10V	1	
		C8659	FlG1C104A077	C 0.1UF 16V	1	
		C8661	FlG1C104A077	C 0.1UF 16V	1	
		C8674	FlG1C104A077	C 0.1UF 16V	1	
		C8675	FlG1C104A077	C 0.1UF 16V	1	
		C8676	FlG1C104A077	C 0.1UF 16V	1	
		C8677	FlJ1A106A043	C 10UF, 10V	1	
		C8678	FlJ1A106A043	C 10UF, 10V	1	
		C8679	FlJ1A106A043	C 10UF, 10V	1	
		C8699	FlG1C104A077	C 0.1UF 16V	1	
		C8700	FlG1C104A077	C 0.1UF 16V	1	
		C8722	F1K1V106A010	C 10UF, 25V	1	PAVCCZ
		C8723	FlG1E104A145	C 0.10pF 25V	1	PAVCCZ
		C8724	FlJ1A106A043	C 10UF, 10V	1	
		C8725	FlJ1A106A043	C 10UF, 10V	1	
		C8727	FlG1H680A834	C 68 pF 50 V	1	PAVCCZ
		C8728	FlG1H1020008	C 1000PF 50V	1	
		C8731	FlG1E103A059	C 0.01UF 25V	1	
		C8732	F1K1V106A010	C 10UF, 25V	1	PAVCCZ
		C8733	FlJ1A106A043	C 10UF, 10V	1	
		C8734	FlJ1A106A043	C 10UF, 10V	1	
		C8737	FlG1C104A077	C 0.1UF 16V	1	
		C8738	FlG1H222A830	C 2200PF, 50V	1	PAVCCZ
		C8739	FlG1C473A048	C 0.047UF 16V	1	PAVCCZ
		C8747	FlG1A105A047	C 1UF 10V	1	
		C8748	FlH0J4750004	C 4.7UF, 16V	1	
		C8749	FlG1A105A047	C 1UF 10V	1	
		C8750	FlG1A105A047	C 1UF 10V	1	
		C8771	FlG1C104A077	C 0.1UF 16V	1	
		C8772	FlG1C104A077	C 0.1UF 16V	1	
		C8773	FlG1C104A077	C 0.1UF 16V	1	
		C8790	FlJ1A106A043	C 10UF, 10V	1	
		C8791	FlJ1A106A043	C 10UF, 10V	1	
		C8900	FlG1C104A077	C 0.1UF 16V	1	
		C8901	FlG1C104A077	C 0.1UF 16V	1	
		C9096	FlJ1A106A043	C 10UF, 10V	1	
		C9102	FlJZZ1060001	C 10UF, 20V	1	PAVCCZ

# Model No. : TX-P50GT60E,P50GTW60 Parts List

Change	Safety	Ref. No.	Part No.	Part Name & Description	Q'ty	Remarks
		C9103	FlG1E103A059	C 0.01UF 25V	1	
		C9105	FlH1C105A167	C 1UF, 16V	1	PAVCCZ
		C9107	FlG1C104A077	C 0.1UF 16V	1	
		C9116	FlG1C104A077	C 0.1UF 16V	1	
		C9119	FlG1H332A830	C 3300PF, 50V	1	PAVCCZ
		C9120	FlG1H390A834	C 39 pF 50 V	1	PAVCCZ
		C9122	FlG1A105A047	C 1UF 10V	1	
		C9123	FlG1A105A047	C 1UF 10V	1	
		C9222	FlK1V106A010	C 10UF, 25V	1	PAVCCZ
		C9229	FlG1H151A834	C 150PF, 50V	1	PAVCCZ
		C9235	FlG1E104A145	C 0.10pF 25V	1	PAVCCZ
		C9237	FlJ0G2260001	C 22 UF 4 V	1	
		C9238	FlJ0G2260001	C 22 UF 4 V	1	
		C9239	FlJ0G2260001	C 22 UF 4 V	1	
		C9300	FlG1C104A077	C 0.1UF 16V	1	
		C9301	FlG1H180A834	C 18PF, 50V	1	
		C9302	FlG1H180A834	C 18PF, 50V	1	
		C9308	FlG1C104A077	C 0.1UF 16V	1	
		C9309	FlG1A105A047	C 1UF 10V	1	
		C9311	FlG1C104A077	C 0.1UF 16V	1	
		C9312	FlJ1A106A043	C 10UF, 10V	1	
		C9317	FlG1A105A047	C 1UF 10V	1	
		C9318	FlG1A105A047	C 1UF 10V	1	
		C9319	FlG1A105A047	C 1UF 10V	1	
		C9320	FlG1A105A047	C 1UF 10V	1	
		C9321	FlG1A105A047	C 1UF 10V	1	
		C9322	FlG1A105A047	C 1UF 10V	1	
		C9323	FlG1A105A047	C 1UF 10V	1	
		C9324	FlG1A105A047	C 1UF 10V	1	
		C9325	FlG1A105A047	C 1UF 10V	1	
		C9326	FlG1A105A047	C 1UF 10V	1	
		C9335	FlJ1A106A043	C 10UF, 10V	1	
		C9336	FlJ1A106A043	C 10UF, 10V	1	
		C9337	FlJ1A106A043	C 10UF, 10V	1	
		C9346	FlG1A105A047	C 1UF 10V	1	
		C9347	FlG1A105A047	C 1UF 10V	1	
		C9367	FlG1A105A047	C 1UF 10V	1	
		C9371	FlJ1A106A043	C 10UF, 10V	1	
		C9378	FlG1C104A077	C 0.1UF 16V	1	
		C9395	FlG1C104A077	C 0.1UF 16V	1	
		C9396	FlG1C104A077	C 0.1UF 16V	1	
		C9408	FlJ1A106A043	C 10UF, 10V	1	
		C9409	FlJ1A106A043	C 10UF, 10V	1	
		C9410	FlG1A105A047	C 1UF 10V	1	
		C9411	FlJ1A106A043	C 10UF, 10V	1	
		C9412	FlG1A105A047	C 1UF 10V	1	
		C9413	FlJ1A106A043	C 10UF, 10V	1	
		C9415	FlJ1A106A043	C 10UF, 10V	1	
		C9416	FlG1C104A077	C 0.1UF 16V	1	
		C9417	FlJ1A106A043	C 10UF, 10V	1	
		C9418	FlG1C104A077	C 0.1UF 16V	1	
		C9419	FlJ1A106A043	C 10UF, 10V	1	
		C9420	FlG1C104A077	C 0.1UF 16V	1	
		C9421	FlG1C104A077	C 0.1UF 16V	1	
		C9422	FlG1C104A077	C 0.1UF 16V	1	
		C9423	FlG1C104A077	C 0.1UF 16V	1	
		C9500	FlJ1A106A043	C 10UF, 10V	1	
		C9501	FlJ1A106A043	C 10UF, 10V	1	
		C9502	FlJ1A106A043	C 10UF, 10V	1	
		C9503	FlJ1A106A043	C 10UF, 10V	1	
		C9504	FlG1C104A077	C 0.1UF 16V	1	
		C9505	FlG1C104A077	C 0.1UF 16V	1	

# Model No. : TX-P50GT60E,P50GTW60 Parts List

Change	Safety	Ref. No.	Part No.	Part Name & Description	Q'ty	Remarks
		C9506	FlG1C104A077	C 0.1UF 16V	1	
		C9507	FlJ1A106A043	C 10UF, 10V	1	
		C9508	FlG1C104A077	C 0.1UF 16V	1	
		C9509	FlG1C104A077	C 0.1UF 16V	1	
		C9510	FlG1C104A077	C 0.1UF 16V	1	
		C9511	FlG1C104A077	C 0.1UF 16V	1	
		C9512	FlG1C104A077	C 0.1UF 16V	1	
		C9513	FlG1C104A077	C 0.1UF 16V	1	
		C9514	FlJ1A106A043	C 10UF, 10V	1	
		C9515	FlJ1A106A043	C 10UF, 10V	1	
		C9516	FlJ1A106A043	C 10UF, 10V	1	
		C9517	FlJ1A106A043	C 10UF, 10V	1	
		C9518	FlJ1A106A043	C 10UF, 10V	1	
		C9519	FlG1C104A077	C 0.1UF 16V	1	
		C9520	FlG1C104A077	C 0.1UF 16V	1	
		C9521	FlG1C104A077	C 0.1UF 16V	1	
		C9522	FlG1C104A077	C 0.1UF 16V	1	
		C9523	FlG1C104A077	C 0.1UF 16V	1	
		C9524	FlG1C104A077	C 0.1UF 16V	1	
		C9525	FlG1C104A077	C 0.1UF 16V	1	
		C9526	FlG1C104A077	C 0.1UF 16V	1	
		C9528	FlK1V106A010	C 10UF, 25V	1	PAVCCZ
		C9529	FlK1V106A010	C 10UF, 25V	1	PAVCCZ
		C9530	FlJ1A475A112	C 4.7UF, 10V	1	PAVCCZ
		C9531	FlH1E104A161	C 0.1UF, 25V	1	PAVCCZ
		C9532	FlG1C183A146	C 0.018UF, 16V	1	PAVCCZ
		C9533	FlG1H332A830	C 3300PF, 50V	1	PAVCCZ
		C9534	FlG1C473A048	C 0.047UF 16V	1	PAVCCZ
		C9536	FlG1C104A077	C 0.1UF 16V	1	
		C9537	FlG1C104A077	C 0.1UF 16V	1	
		C9538	FlK1V106A010	C 10UF, 25V	1	PAVCCZ
		C9541	FlJ0G2260001	C 22 UF 4 V	1	
		C9542	FlJ0G2260001	C 22 UF 4 V	1	
		C9543	FlJ0G2260001	C 22 UF 4 V	1	
		C9544	FlJ0G2260001	C 22 UF 4 V	1	
		C9545	FlJ0G2260001	C 22 UF 4 V	1	
		C9547	FlG1A105A047	C 1UF 10V	1	
		C9550	FlG1C104A077	C 0.1UF 16V	1	
		C9552	FlG1C104A077	C 0.1UF 16V	1	
		C9553	FlG1C104A077	C 0.1UF 16V	1	
		C9554	FlG1C104A077	C 0.1UF 16V	1	
		C9555	FlG1C104A077	C 0.1UF 16V	1	
		C9556	FlJ1A106A043	C 10UF, 10V	1	
		C9557	FlG1C104A077	C 0.1UF 16V	1	
		C9558	FlG1A105A047	C 1UF 10V	1	
		C9559	FlG1C104A077	C 0.1UF 16V	1	
		C9560	FlG1A105A047	C 1UF 10V	1	
		C9561	FlG1C104A077	C 0.1UF 16V	1	
		C9564	FlG1C104A077	C 0.1UF 16V	1	
		C9565	FlJ1A106A043	C 10UF, 10V	1	
		C9566	FlG1A105A047	C 1UF 10V	1	
		C9567	FlG1C104A077	C 0.1UF 16V	1	
		C9569	FlG1C104A077	C 0.1UF 16V	1	
		C9570	FlG1C104A077	C 0.1UF 16V	1	
		C9572	FlG1A105A047	C 1UF 10V	1	
		C9573	FlG1C104A077	C 0.1UF 16V	1	
		C9574	FlG1H270A834	C 27PF, 50V	1	PAVCCZ
		C9575	FlG1H8R0A831	C 8 PF, 50V	1	
		C9591	FlG1C104A077	C 0.1UF 16V	1	
		C9600	FlG1C104A077	C 0.1UF 16V	1	
		C9700	FlG1E103A059	C 0.01UF 25V	1	
		C9701	FlK1V106A010	C 10UF, 25V	1	PAVCCZ



# Model No. : TX-P50GT60E,P50GTW60 Parts List

Change	Safety	Ref. No.	Part No.	Part Name & Description	Q'ty	Remarks
		C9702	F1J1A106A043	C 10UF, 10V	1	
		C9703	F1J1A106A043	C 10UF, 10V	1	
		C9705	F1G1C104A077	C 0.1UF 16V	1	
		C9706	F1G1H821A830	C 820 pF 50 V	1	PAVCCZ
		C9707	F1G1C473A048	C 0.047UF 16V	1	PAVCCZ
		C9817	F1G1A105A047	C 1UF 10V	1	
		C9822	F1G1A105A047	C 1UF 10V	1	
		C9824	F1G1A105A047	C 1UF 10V	1	
		C9825	F1J1A106A043	C 10UF, 10V	1	
		C9826	F1G1C104A077	C 0.1UF 16V	1	
		C16001	F1L2J562A021	C 5600PF, 630V	1	PAVCCZ
		C16003	F1L2J562A021	C 5600PF, 630V	1	PAVCCZ
		C16012	F2A2E2610001	E 260UF, M, 250V	1	PAVCCZ
		C16013	F2A2E2610001	E 260UF, M, 250V	1	PAVCCZ
		C16014	F2A2E2610001	E 260UF, M, 250V	1	PAVCCZ
		C16021	F1L2J562A021	C 5600PF, 630V	1	PAVCCZ
		C16026	F1K2J332A024	C 3300PF, 630V	1	PAVCCZ
		C16042	ECJ1VB1H392K	C 3900PF, 50V	1	
		C16044	F1K2J2210003	C 220PF, 630V	1	PAVCCZ
		C16045	F1K2J2210003	C 220PF, 630V	1	PAVCCZ
		C16052	ECJ1VB1H392K	C 3900PF, 50V	1	
		C16061	F1K2J2210003	C 220PF, 630V	1	PAVCCZ
		C16062	F1K2J2210003	C 220PF, 630V	1	PAVCCZ
		C16073	F1K2J331A042	C 330PF, 630V	1	PAVCCZ
		C16074	F1L2J472A021	C 4700PF, 630V	1	PAVCCZ
		C16075	F1K2J331A042	C 330PF, 630V	1	PAVCCZ
		C16101	F1K2J331A042	C 330PF, 630V	1	PAVCCZ
		C16102	F1K2J821A043	C 820PF, 630V	1	PAVCCZ
		C16111	ECJ1VB1H392K	C 3900PF, 50V	1	
		C16131	F1K1E105A029	C 1UF, 25V	1	
		C16132	F1H1C105A145	C 1 uF 16 V	1	
		C16133	F2A1E101C026	E 100UF 25V	1	PAVCCZ
		C16135	F1K1E105A029	C 1UF, 25V	1	
		C16153	F1K1E105A029	C 1UF, 25V	1	
		C16154	F1K1E105A029	C 1UF, 25V	1	
		C16161	F1H1H222A219	C 2200PF, 50V	1	
		C16162	F1H1H222A219	C 2200PF, 50V	1	
		C16191	F1K1E105A029	C 1UF, 25V	1	
		C16192	F1H1C105A145	C 1 uF 16 V	1	
		C16193	F2A1E1010130	E 100UF, 25V	1	
		C16195	F1K1E105A029	C 1UF, 25V	1	
		C16202	F0C2E225A286	C 2.2UF, 250V	1	PAVCCZ
		C16203	F0C2E225A286	C 2.2UF, 250V	1	PAVCCZ
		C16242	F1H1C105A145	C 1 uF 16 V	1	
		C16243	ECJ1VB1H103K	C 0.01UF, 50V	1	
		C16261	ECJ1VB1H472K	C 4700PF, 50V	1	
		C16263	ECJ1VB1H472K	C 4700PF, 50V	1	
		C16271	F2A1E221B726	E 220UF, 25V	1	PAVCCZ
		C16280	F1K1E105A029	C 1UF, 25V	1	
		C16281	ECJ1VB1E104K	C 0.1 UF, 25V	1	
		C16284	F1H1H104A913	C 0.1UF, K , 50V	1	
		C16287	F1H1H104A913	C 0.1UF, K , 50V	1	
		C16295	F1H1H104A913	C 0.1UF, K , 50V	1	
		C16315	ECJ1VB1A105K	C 1UF, 10V	1	
		C16316	ECJ1XB1C104K	C 0.1UF, Z, 16V	1	
		C16317	ECJ1VB1A105K	C 1UF, 10V	1	
		C16318	F1J1H104A717	C 0.1UF, 50V	1	
		C16319	F1J1H104A717	C 0.1UF, 50V	1	
		C16328	F2A2T1210001	E 120UF, 220V	1	
		C16351	F1H1H104A913	C 0.1UF, K , 50V	1	
		C16361	F1L2J562A021	C 5600PF, 630V	1	PAVCCZ
		C16401	F1L2J562A021	C 5600PF, 630V	1	PAVCCZ




# Model No. : TX-P50GT60E,P50GTW60 Parts List

Change	Safety	Ref. No.	Part No.	Part Name & Description	Q'ty	Remarks
		C16404	F1L2J562A021	C 5600PF, 630V	1	PAVCCZ
		C16411	F2A2E2610001	E 260UF, M, 250V	1	PAVCCZ
		C16412	F2A2E2610001	E 260UF, M, 250V	1	PAVCCZ
		C16413	F2A2E2610001	E 260UF, M, 250V	1	PAVCCZ
		C16415	F0C2E105A286	C 1 UF 250 V	1	PAVCCZ
		C16422	F1L2J562A021	C 5600PF, 630V	1	PAVCCZ
		C16424	F1K2J2210003	C 220PF, 630V	1	PAVCCZ
		C16425	F1L2J562A021	C 5600PF, 630V	1	PAVCCZ
		C16441	ECJ1VB1H392K	C 3900PF, 50V	1	
		C16452	ECJ1VB1H392K	C 3900PF, 50V	1	
		C16460	F1K2J222A024	C 2200PF, 630V	1	PAVCCZ
		C16473	F1J1A475A039	C 4.7UF, 10V	1	
		C16481	F1H1H222A219	C 2200PF, 50V	1	
		C16482	F1H1H222A219	C 2200PF, 50V	1	
		C16485	ECJ1VB1H472K	C 4700PF, 50V	1	
		C16486	ECJ1VB1H472K	C 4700PF, 50V	1	
		C16502	F1K1E475A134	C 4.7UF 25V	1	
		C16503	F2A1E101C026	E 100UF 25V	1	PAVCCZ
		C16505	F1K1E105A029	C 1UF, 25V	1	
		C16506	F1H1C105A145	C 1 uF 16 V	1	
		C16508	F1K1E105A029	C 1UF, 25V	1	
		C16531	F1K1E475A134	C 4.7UF 25V	1	
		C16534	F1H1C105A145	C 1 uF 16 V	1	
		C16551	F1K1E105A029	C 1UF, 25V	1	
		C16562	F1H1C105A145	C 1 uF 16 V	1	
		C16563	F1H1C105A145	C 1 uF 16 V	1	
		C16565	ECJ1VB1H103K	C 0.01UF, 50V	1	
		C16566	ECJ1VB1H103K	C 0.01UF, 50V	1	
		C16584	ECJ1VB1H392K	C 3900PF, 50V	1	
		C16602	F1H1H2200008	C 22PF, 50V	1	
		C16603	F1K2J471A042	C 470PF, 630V	1	PAVCCZ
		C16632	F0C2E225A286	C 2.2UF, 250V	1	PAVCCZ
		C16633	F0C2E225A286	C 2.2UF, 250V	1	PAVCCZ
		C16641	F1K2J222A024	C 2200PF, 630V	1	PAVCCZ
		C16642	F1L2J562A021	C 5600PF, 630V	1	PAVCCZ
		C16643	F1L2J562A021	C 5600PF, 630V	1	PAVCCZ
		C16644	F1K2J222A024	C 2200PF, 630V	1	PAVCCZ
		C16661	F1K2J471A042	C 470PF, 630V	1	PAVCCZ
		C16663	F1K2J2210003	C 220PF, 630V	1	PAVCCZ
		C16668	F1H1H821A831	C 820 PF, 50V	1	
		C16685	F1H1H104A913	C 0.1UF, K , 50V	1	
		C16723	F1K1E105A029	C 1UF, 25V	1	
		C16724	F1K1E475A134	C 4.7UF 25V	1	
		C16753	F1K1E105A029	C 1UF, 25V	1	
		C16770	F1H1C105A145	C 1 uF 16 V	1	
		C16791	F2A1E221B726	E 220UF, 25V	1	PAVCCZ
		C16793	F2A1E221B726	E 220UF, 25V	1	PAVCCZ
		C16794	F1J1A106A087	C 10UF, 10V	1	
		C16795	F2A1E221B726	E 220UF, 25V	1	PAVCCZ
		C16796	F1K1E475A134	C 4.7UF 25V	1	
		C16813	F2A2T1010001	E 100UF, 220V	1	PAVCCZ
		C16833	F1K2J1020001	C 1000PF, 630V	1	PAVCCZ
		C16834	F1K2J1020001	C 1000PF, 630V	1	PAVCCZ
		C16835	F2AZZ121A049	E 120UF, 80V	1	PAVCCZ
		C16842	F2A2C1010031	E 100UF, M, 160V	1	PAVCCZ
		C16843	ECJ1VB1A105K	C 1UF, 10V	1	
		C16844	ECJ1XB1C104K	C 0.1UF, Z, 16V	1	
		C16854	ECJ1XB1C104K	C 0.1UF, Z, 16V	1	
		C16856	ECJ1VB1A105K	C 1UF, 10V	1	
		C16858	ECJ1XB1C104K	C 0.1UF, Z, 16V	1	
		C16860	ECJ1VB1A105K	C 1UF, 10V	1	
		C16861	ECJ1XB1C104K	C 0.1UF, Z, 16V	1	

# Model No. : TX-P50GT60E,P50GTW60 Parts List

Change	Safety	Ref. No.	Part No.	Part Name & Description	Q'ty	Remarks
		C16862	ECJ1VB1A105K	C 1UF, 10V	1	
		C16863	ECJ1XB1C104K	C 0.1UF, Z, 16V	1	
		C16890	F1H1H680A831	C 68 PF, 50V	1	PAVCCZ
		C16891	F1K1E105A029	C 1UF, 25V	1	
		C16903	F1K2J222A024	C 2200PF, 630V	1	PAVCCZ
		C16905	F1K2J331A042	C 330PF, 630V	1	PAVCCZ
		C16907	F1K2J2210003	C 220PF, 630V	1	PAVCCZ
		C16908	F1L2J472A021	C 4700PF, 630V	1	PAVCCZ
		C16910	F1K2J471A042	C 470PF, 630V	1	PAVCCZ
		C16911	F1K2J2210003	C 220PF, 630V	1	PAVCCZ
		C16912	F1K2J471A042	C 470PF, 630V	1	PAVCCZ
		C16913	F1K2J2210003	C 220PF, 630V	1	PAVCCZ
		C17101	F1H1A105A099	C 1UF, 10V	1	
		C17102	F1H1A105A099	C 1UF, 10V	1	
		C17103	F1H1A105A099	C 1UF, 10V	1	
		C17107	F1L2E224A028	C 0.22UF, 250V	1	
		C17108	F1L2E224A028	C 0.22UF, 250V	1	
		C17111	F1L2E224A028	C 0.22UF, 250V	1	
		C17126	F1H1A105A099	C 1UF, 10V	1	
		C17131	F1L2E224A028	C 0.22UF, 250V	1	
		C17133	F1H1A105A099	C 1UF, 10V	1	
		C17139	F1L2E224A028	C 0.22UF, 250V	1	
		C17203	F1H1A105A099	C 1UF, 10V	1	
		C17204	F1H1A105A099	C 1UF, 10V	1	
		C17205	F1H1A105A099	C 1UF, 10V	1	
		C17206	F1H1A105A099	C 1UF, 10V	1	
		C17226	F1L2E224A028	C 0.22UF, 250V	1	
		C17227	F1L2E224A028	C 0.22UF, 250V	1	
		C17230	F1L2E224A028	C 0.22UF, 250V	1	
		C17232	F1L2E224A028	C 0.22UF, 250V	1	
		C17265	F1H1A105A099	C 1UF, 10V	1	
		C17270	F1L2E224A028	C 0.22UF, 250V	1	
		C17272	F1H1A105A099	C 1UF, 10V	1	
		C17277	F1L2E224A028	C 0.22UF, 250V	1	
		C17303	F1H1A105A099	C 1UF, 10V	1	
		C17304	F1H1A105A099	C 1UF, 10V	1	
		C17305	F1H1A105A099	C 1UF, 10V	1	
		C17306	F1H1A105A099	C 1UF, 10V	1	
		C17331	F1L2E224A028	C 0.22UF, 250V	1	
		C17334	F1L2E224A028	C 0.22UF, 250V	1	
		C17335	F1L2E224A028	C 0.22UF, 250V	1	
		C17338	F1L2E224A028	C 0.22UF, 250V	1	
		CB1	K1MY55B00001	55P CONNECTOR	1	
		CB2	K1MY55B00001	55P CONNECTOR	1	
		CB3	K1MY55B00001	55P CONNECTOR	1	
		CB4	K1MY55B00001	55P CONNECTOR	1	
		CB5	K1MY55B00001	55P CONNECTOR	1	
		CB6	K1MY55B00001	55P CONNECTOR	1	
		CB7	K1MY55B00001	55P CONNECTOR	1	
		CB8	K1MY55B00001	55P CONNECTOR	1	
		CB9	K1MY55B00001	55P CONNECTOR	1	
		CB10	K1MY55B00001	55P CONNECTOR	1	
		CB11	K1MY55B00001	55P CONNECTOR	1	
		CB12	K1MY55B00001	55P CONNECTOR	1	
		CB13	K1MY55B00001	55P CONNECTOR	1	
		CB14	K1MY55B00001	55P CONNECTOR	1	
		CB15	K1MY55B00001	55P CONNECTOR	1	
		D001	D4EAY6210006	VARISTOR	1	PAVCCZ
		D002	D4EAY6210006	VARISTOR	1	PAVCCZ
		D005	DZ2J150M0L	ZENER DIODE	1	

# Model No. : TX-P50GT60E,P50GTW60 Parts List



Change	Safety	Ref. No.	Part No.	Part Name & Description	Q'ty	Remarks
		D006	B0AAFK000004	DIODE	1	PAVCCZ
		D007	B0AAMT000014	DIODE	1	PAVCCZ
		D008	B0AAMT000014	DIODE	1	PAVCCZ
		D009	DZ2J200M0L	ZENER DIODE	1	
		D010	D0GDR00J0004	M 0 OHM, 1/8W	1	
		D100	B0FBBR000104	DIODE	1	PAVCCZ
		D102	B0ECKM000053	DIODE	1	
		D103	B0ECKM000053	DIODE	1	
		D104	DZ2J068M0L	ZENER DIODE	1	
		D105	B0FBCR000057	DIODE	1	PAVCCZ
		D107	B0ECKM000053	DIODE	1	
		D108	B0ECKM000053	DIODE	1	
		D109	DB2S31000L	DIODE	1	PAVCCZ
		D110	DB2S31000L	DIODE	1	PAVCCZ
		D111	B0AAFK000004	DIODE	1	PAVCCZ
		D112	B0AAFK000004	DIODE	1	PAVCCZ
		D200	DB2S31000L	DIODE	1	PAVCCZ
		D201	DB2S31000L	DIODE	1	PAVCCZ
		D202	DZ2J200M0L	ZENER DIODE	1	
		D203	B0AAFK000004	DIODE	1	PAVCCZ
		D205	B0ECKM000053	DIODE	1	
		D206	B0ECKM000053	DIODE	1	
		D207	DB2S31000L	DIODE	1	PAVCCZ
		D209	DZ2J150M0L	ZENER DIODE	1	
		D210	B0AAFK000004	DIODE	1	PAVCCZ
		D211	B0AAFK000004	DIODE	1	PAVCCZ
		D212	B0EAKV000117	DIODE	1	PAVCCZ
		D300	B0ECKM000053	DIODE	1	
		D301	B0ECKM000053	DIODE	1	
		D302	DA3X101F0L	DIODE	1	PAVCCZ
		D306	DB2S31000L	DIODE	1	PAVCCZ
		D307	DB2S31000L	DIODE	1	PAVCCZ
		D400	B0FBBM000025	DIODE	1	PAVCCZ
		D501	B0AAFK000004	DIODE	1	PAVCCZ
		D502	B0AAFK000004	DIODE	1	PAVCCZ
		D503	B0AAFK000004	DIODE	1	PAVCCZ
		D504	DA2J10100L	DIODE	1	
		D505	B0ECKM000053	DIODE	1	
		D506	DZ2J100M0L	ZENER DIODE	1	
		D507	DZ2J051M0L	ZENER DIODE	1	
		D509	DZ2J100M0L	ZENER DIODE	1	
		D510	B0AAFK000004	DIODE	1	PAVCCZ
		D511	B0AAFK000004	DIODE	1	PAVCCZ
		D512	B0AAFK000004	DIODE	1	PAVCCZ
		D600	B0FBBM000025	DIODE	1	PAVCCZ
		D601	B0BC19000001	DIODE	1	PAVCCZ
		D602	DZ2J200M0L	ZENER DIODE	1	
		D603	DZ2J200M0L	ZENER DIODE	1	
		D604	DZ2J150M0L	ZENER DIODE	1	
		D605	B0ECKM000053	DIODE	1	
		D700	B0FBAP000006	DIODE	1	PAVCCZ
		D701	B0AAFK000004	DIODE	1	PAVCCZ
		D702	B0ECKM000053	DIODE	1	
		D703	DA2J10100L	DIODE	1	
		D704	B0FBAP000005	DIODE	1	PAVCCZ
		D705	DZ2J068M0L	ZENER DIODE	1	
		D706	B0AAFK000004	DIODE	1	PAVCCZ
		D707	DA2J10100L	DIODE	1	
		D2802	B3AGB0000060	LED	1	
		D3007	DZ2J140M0L	ZENER DIODE	1	
		D3008	DZ2J140M0L	ZENER DIODE	1	
		D3009	DZ2J140M0L	ZENER DIODE	1	

# Model No. : TX-P50GT60E,P50GTW60 Parts List

Change	Safety	Ref. No.	Part No.	Part Name & Description	Q'ty	Remarks
		D3010	DZ2J140M0L	ZENER DIODE	1	
		D3011	DZ2J140M0L	ZENER DIODE	1	
		D3012	DZ2J140M0L	ZENER DIODE	1	
		D3013	DZ2J140M0L	ZENER DIODE	1	
		D3014	DZ2J140M0L	ZENER DIODE	1	
		D3021	DZ2J140M0L	ZENER DIODE	1	
		D3022	DZ2J140M0L	ZENER DIODE	1	
		D3023	DZ2J140M0L	ZENER DIODE	1	
		D3024	DZ2J140M0L	ZENER DIODE	1	
		D3025	DZ2J140M0L	ZENER DIODE	1	
		D3026	DZ2J140M0L	ZENER DIODE	1	
		D3101	K7AAAY000014	PHOTO LINK	1	PAVCCZ
		D4723	DZ2J056M0L	ZENER DIODE	1	
		D4724	DZ2J056M0L	ZENER DIODE	1	
		D4761	DZ2J056M0L	ZENER DIODE	1	
		D4773	B0JCCE000021	DIODE	1	
		D6700	B0ECKP000002	DIODE	1	
		D6850	B0JCDE000006	DIODE	1	
		D6851	B0JCME000116	DIODE	1	PAVCCZ
		D6852	B0JCMD000060	DIODE	1	PAVCCZ
		D6853	B0ECKP000002	DIODE	1	
		D8710	B0ACGM000001	DIODE	1	PAVCCZ
		D8771	B0ADCK000001	DIODE	1	
		D8772	DZ2J068M0L	ZENER DIODE	1	
		D8773	DZ2J068M0L	ZENER DIODE	1	
		D9802	B0ADCK000001	DIODE	1	
		D9807	B0ADCK000001	DIODE	1	
		D16002	B0ECKP000061	DIODE	1	PAVCCZ
		D16004	B0ECKP000061	DIODE	1	PAVCCZ
		D16021	B0FCBN000003	DIODE	1	PAVCCZ
		D16041	B0FBCN000005	DIODE	1	
		D16052	B0FACN000003	DIODE	1	PAVCCZ
		D16072	B0ECKP000055	DIODE	1	
		D16074	B0ECKP000055	DIODE	1	
		D16102	B0ECKP000061	DIODE	1	PAVCCZ
		D16131	B0ECKP000055	DIODE	1	
		D16133	DA2J10100L	DIODE	1	
		D16134	DZ2J051M0L	ZENER DIODE	1	
		D16135	DA2J10100L	DIODE	1	
		D16191	B0ECKP000055	DIODE	1	
		D16192	DA2J10100L	DIODE	1	
		D16196	DZ2J051M0L	ZENER DIODE	1	
		D16243	DA3X103E0L	DIODE	1	
		D16251	DZ2J330M0L	ZENER DIODE	1	
		D16252	DZ2J330M0L	ZENER DIODE	1	
		D16254A	B3ABB0000381	LED	1	PAVCCZ
		D16255	DA2J10100L	DIODE	1	
		D16285	DA3X102D0L	DIODE	1	PAVCCZ
		D16315	DZ2J150M0L	ZENER DIODE	1	
		D16316	B0ECKP000055	DIODE	1	
		D16317	B0ECHS000002	DIODE	1	
		D16352	DA2J10100L	DIODE	1	
		D16362	B0FCBN000003	DIODE	1	PAVCCZ
		D16401	B0FBCN000012	DIODE	1	PAVCCZ
		D16407	B0JCDE000006	DIODE	1	
		D16411	DA2J10100L	DIODE	1	
		D16413	DA2J10100L	DIODE	1	
		D16422	B0FCBN000003	DIODE	1	PAVCCZ
		D16423	B0FCBN000003	DIODE	1	PAVCCZ
		D16430	B0ECKP000061	DIODE	1	PAVCCZ
		D16432	B0ECKP000055	DIODE	1	
		D16462	B0FACN000003	DIODE	1	PAVCCZ



# Model No. : TX-P50GT60E,P50GTW60 Parts List

Change	Safety	Ref. No.	Part No.	Part Name & Description	Q'ty	Remarks
		D16473	DA2J10100L	DIODE	1	
		D16477	DA2J10100L	DIODE	1	
		D16481	B0FACN000003	DIODE	1	PAVCCZ
		D16506	DZ2J051M0L	ZENER DIODE	1	
		D16534	DZ2J051M0L	ZENER DIODE	1	
		D16536	B0ECKP000055	DIODE	1	
		D16581	DZ2J330M0L	ZENER DIODE	1	
		D16582	DZ2J330M0L	ZENER DIODE	1	
		D16583	B3ABB0000381	LED	1	PAVCCZ
		D16601	DZ2J051M0L	ZENER DIODE	1	
		D16618	B0ECKP000055	DIODE	1	
		D16641	B0FBCN000012	DIODE	1	PAVCCZ
		D16642	B0FBCN000012	DIODE	1	PAVCCZ
		D16648	DA2J10100L	DIODE	1	
		D16652	B0ECKP000055	DIODE	1	
		D16669	DA2J10100L	DIODE	1	
		D16673	B0ECHR000004	DIODE	1	
		D16674	B0ECHR000004	DIODE	1	
		D16676	DA2J10100L	DIODE	1	
		D16685	DA2J10100L	DIODE	1	
		D16686	DA2J10100L	DIODE	1	
		D16711	B0ECHR000004	DIODE	1	
		D16712	B0ECKP000055	DIODE	1	
		D16713	B0ECHS000002	DIODE	1	
		D16714	B0ECHS000002	DIODE	1	
		D16720	B0ECHR000004	DIODE	1	
		D16728	B0ECKP000055	DIODE	1	
		D16823	DA3X103E0L	DIODE	1	
		D16824	DA2J10100L	DIODE	1	
		D16825	DZ2J330M0L	ZENER DIODE	1	
		D16826	DZ2J330M0L	ZENER DIODE	1	
		D16828	DA2J10100L	DIODE	1	
		D16833	B0ECHR000004	DIODE	1	
		D17103	B0JCCD000020	DIODE	1	
		D17303	B0JCCD000020	DIODE	1	
		F001	K5E103YYA163	FUSE	1	PAVCCZ
		F102	K5E502YYA162	FUSE	1	PAVCCZ
		HS16201	K4AZ02D00004	TERMINAL	1	PAVCCZ
		HS16202	K4AZ02D00004	TERMINAL	1	PAVCCZ
		HS16430	K4AZ02D00004	TERMINAL	1	PAVCCZ
		HS16431	K4AZ02D00004	TERMINAL	1	PAVCCZ
		IC100	C0DBBY000025	IC	1	PAVCCZ
		IC200	C0DBBY000047	IC	1	PAVCCZ
		IC300	C0DBBY000034	IC	1	PAVCCZ
		IC400	C0DBZY000531	IC	1	PAVCCZ
		IC501	C0DBGY02978	IC	1	PAVCCZ
		IC502	C1ZBZ0005055	IC	1	PAVCCZ
		IC600	C0DBZY000532	IC	1	PAVCCZ
		IC700	C0DBZY000531	IC	1	PAVCCZ
		IC2001	C1ZBZ0004368	IC	1	
		IC3000	C1AB00003385	IC	1	
		IC4900	C1AB00003800	IC	1	PAVCCZ
		IC4901	C1AB00003984	IC	1	PAVCCZ
		IC5000	AN34044AAVF	IC	1	
		IC5700	C0CBCY000043	IC	1	
		IC5702	C0DBAY01656	IC	1	PAVCCZ
		IC5704	C0DBEY00102	IC	1	
		IC6850	C1AB00004036	IC	1	PAVCCZ
		IC8000	MN2WS02351B	IC	1	PAVCCZ






# Model No. : TX-P50GT60E,P50GTW60 Parts List

Change	Safety	Ref. No.	Part No.	Part Name & Description	Q'ty	Remarks
		IC8100	C0DBAYY01646	IC	1	PAVCCZ
		IC8101	C0DBAYY01284	IC	1	PAVCCZ
		IC8200	C3ABUY000048	IC	1	PAVCCZ
		IC8201	C3ABUY000048	IC	1	PAVCCZ
		IC8202	C3ABUY000048	IC	1	PAVCCZ
		IC8203	C3ABUY000048	IC	1	PAVCCZ
		IC8400	C0DBZYY00382	IC	1	
		IC8601	C1CB00003747	IC	1	PAVCCZ
		IC8602	C0DBZYY00541	IC	1	PAVCCZ
		IC8603	C0DBZYY00541	IC	1	PAVCCZ
		IC8606	C0DBZYY00541	IC	1	PAVCCZ
		IC8607	C0DBZYY00541	IC	1	PAVCCZ
		IC8650	C1CB00003736	IC	1	PAVCCZ
		IC8704	C0DBAYY01647	IC	1	PAVCCZ
		IC8705	C0DBAYY01299	IC	1	PAVCCZ
		IC8709	C0DBGYY01682	IC	1	
		IC8715	C0DBGYY00887	IC	1	
		IC8900	TVRP50GT60E	IC	1	(E) PAVCCZ
		IC8900	TVRP50GTW60	IC	1	(GTW) PAVCCZ
		IC9005	C0DBEYY00175	IC	1	
		IC9300	C1AB00003813	IC	1	PAVCCZ
		IC9304	TVRT260AA	IC	1	PAVCCZ
		IC9400	C0JBAZ001120	IC	1	
		IC9401	C0JBAZ001120	IC	1	
		IC9402	C0JBAZ001120	IC	1	
		IC9500	MN85063A	IC	1	PAVCCZ
		IC9501	C3ABTY000096	IC	1	PAVCCZ
		IC9502	C3ABTY000096	IC	1	PAVCCZ
		IC9503	C0DBAYY01646	IC	1	PAVCCZ
		IC9504	C0DBAYY01644	IC	1	PAVCCZ
		IC9600	TVRT291	IC	1	PAVCCZ
		IC9700	C0DBAYY01656	IC	1	PAVCCZ
		IC9803	C0DBAYY01647	IC	1	PAVCCZ
		IC9804	C0DBZYY00541	IC	1	PAVCCZ
		IC16131	C0ZBZ0001920	IC	1	PAVCCZ
		IC16132	C0ZBZ0001920	IC	1	PAVCCZ
		IC16151	C0ZBZ0001920	IC	1	PAVCCZ
		IC16152	C0ZBZ0001920	IC	1	PAVCCZ
		IC16241	C0JBAU000162	IC	1	PAVCCZ
		IC16304	MIP3910MSSCF	IC	1	
		IC16312	C0DBZYY00531	IC	1	PAVCCZ
		IC16501	C0ZBZ0001936	IC	1	PAVCCZ
		IC16502	C0ZBZ0001936	IC	1	PAVCCZ
		IC16521	C0ZBZ0001936	IC	1	PAVCCZ
		IC16522	C0ZBZ0001936	IC	1	PAVCCZ
		IC16561	C1ZBZ0004566	IC	1	PAVCCZ
		IC16563	C0JBAB000996	IC	1	
		IC16600	C1ZBZ0004559	IC	1	PAVCCZ
		IC16603	C0JBAA000344	IC	1	
		IC16725	C1ZBZ0004715	IC	1	PAVCCZ
		IC16784	MIP3910MSSCF	IC	1	
		IC16785	C0DBZYY00532	IC	1	PAVCCZ
		IC16786	MIP3910MSSCF	IC	1	
		IC16787	C0DBZYY00532	IC	1	PAVCCZ
		IC16795	C0CBALC00012	IC	1	
		IC16921	C1ZBZ0004557	IC	1	PAVCCZ
		JA1	D0GDR00J0004	M 0 OHM, 1/8W	1	
		JA2	D0GDR00J0004	M 0 OHM, 1/8W	1	
		JA3	D0GDR00J0004	M 0 OHM, 1/8W	1	
		JA4	D0GDR00J0004	M 0 OHM, 1/8W	1	
		JA5	D0GDR00J0004	M 0 OHM, 1/8W	1	










# Model No. : TX-P50GT60E,P50GTW60 Parts List

Change	Safety	Ref. No.	Part No.	Part Name & Description	Q'ty	Remarks
		JA6	D0GDR00J0004	M 0 OHM, 1/8W	1	
		JA7	D0GDR00J0004	M 0 OHM, 1/8W	1	
		JA10	D0GDR00J0004	M 0 OHM, 1/8W	1	
		JK3001C	K1U510E00001	CONNECTOR UNIT	1	PAVCCZ
		JK3002	K1FY120E0004	CONNECTOR	1	PAVCCZ
		JK3111A	K2HClYYB0081	JACK	1	PAVCCZ
		JK4701A	K1FY119E0067	CONNECTOR	1	PAVCCZ
		JK4702A	K1FY119E0067	CONNECTOR	1	PAVCCZ
		JK4703A	K1FY119E0067	CONNECTOR	1	PAVCCZ
		JK8400	K1NA68B00062	68P CONNECTOR	1	PAVCCZ
		JK8600	K1NA12B00009	12P CONNECTOR	1	PAVCCZ
		JK8601B	K1FY104B0094	CONNECTOR	1	PAVCCZ
		JK8602A	K2LC1YYE0002	JACK	1	PAVCCZ
		JK8603C	K1FY109B0044	CONNECTOR	1	PAVCCZ
		JK8605	K1FY105E0025	CONNECTOR	1	PAVCCZ
		JK8606B	K1FY104B0094	CONNECTOR	1	PAVCCZ
		K10	K1KY07AA1311	7P CONNECTOR	1	PAVCCZ
		L100	G4DYA0000451	SWITCHING TRANS	1	PAVCCZ
		L101	G4DYA0000451	SWITCHING TRANS	1	PAVCCZ
		L102	EXCELSA35T	BEAD CHOKE	1	
		L200	EXCELD2R25V	BEAD CHOKE	1	
		L400	EXCELSA35T	BEAD CHOKE	1	
		L2000	J0JYC0000464	FILTER	1	
		L3001	J0JYC0000156	FILTER	1	PAVCCZ
		L3102	D0GAR00J0005	M 0 OHM, 1/16W	1	
		L3103	D0GAR00J0005	M 0 OHM, 1/16W	1	
		L4901	G1C220MA0533	INDUCTION COIL	1	PAVCCZ
		L4902	G1C220MA0533	INDUCTION COIL	1	PAVCCZ
		L4903	G1C220MA0533	INDUCTION COIL	1	PAVCCZ
		L4904	G1C220MA0533	INDUCTION COIL	1	PAVCCZ
		L4910	J0JYC0000464	FILTER	1	
		L4954	G1C220MA0533	INDUCTION COIL	1	PAVCCZ
		L4955	G1C220MA0533	INDUCTION COIL	1	PAVCCZ
		L5700	G1C2R2MA0464	INDUCTION COIL	1	PAVCCZ
		L5701	J0JYC0000464	FILTER	1	
		L6701	J0JYC0000464	FILTER	1	
		L6702	J0JYC0000464	FILTER	1	
		L6704	J0JYC0000464	FILTER	1	
		L6705	J0JYC0000464	FILTER	1	
		L6706	J0JYC0000464	FILTER	1	
		L6708	J0JYC0000464	FILTER	1	
		L6850	G1C6R8MA0464	INDUCTION COIL	1	PAVCCZ
		L8001	J0JCC0000287	CHIP INDUCTOR	1	
		L8002	D0GAR00J0005	M 0 OHM, 1/16W	1	
		L8004	D0GBR00J0004	M 0 OHM J 1/10W	1	
		L8005	D0GAR00J0005	M 0 OHM, 1/16W	1	
		L8006	D0GAR00J0005	M 0 OHM, 1/16W	1	
		L8007	D0GAR00J0005	M 0 OHM, 1/16W	1	
		L8008	D0GAR00J0005	M 0 OHM, 1/16W	1	
		L8009	J0JYC0000464	FILTER	1	
		L8011	D0GAR00J0005	M 0 OHM, 1/16W	1	
		L8012	D0GAR00J0005	M 0 OHM, 1/16W	1	
		L8013	D0GAR00J0005	M 0 OHM, 1/16W	1	
		L8100	G1C1R0ZA0248	INDUCTION COIL	1	PAVCCZ
		L8101	G1C2R2ZA0311	INDUCTION COIL	1	PAVCCZ
		L8600	J0ZZB0000142	FILTER	1	
		L8601	J0ZZB0000142	FILTER	1	
		L8602	J0ZZB0000142	FILTER	1	
		L8603	J0ZZB0000142	FILTER	1	

# Model No. : TX-P50GT60E,P50GTW60 Parts List

Change	Safety	Ref. No.	Part No.	Part Name & Description	Q'ty	Remarks
		L8604	J0JYC0000464	FILTER	1	
		L8605	J0JYC0000464	FILTER	1	
		L8606	J0JYC0000464	FILTER	1	
		L8607	J0JYC0000464	FILTER	1	
		L8608	J0JYC0000464	FILTER	1	
		L8609	J0ZZB0000142	FILTER	1	
		L8610	J0JYC0000464	FILTER	1	
		L8704	G1C3R3MA0449	INDUCTION COIL	1	PAVCCZ
		L8705	G1C4R7ZA0311	INDUCTION COIL	1	PAVCCZ
		L9006	G1C1R5ZA0311	INDUCTION COIL	1	PAVCCZ
		L9008	D0GAR00J0005	M 0 OHM, 1/16W	1	
		L9300	D0GAR00J0005	M 0 OHM, 1/16W	1	
		L9303	J0JYC0000464	FILTER	1	
		L9305	D0GAR00J0005	M 0 OHM, 1/16W	1	
		L9306	D0GAR00J0005	M 0 OHM, 1/16W	1	
		L9307	J0JYC0000464	FILTER	1	
		L9308	J0JYC0000464	FILTER	1	
		L9501	J0JCC0000287	CHIP INDUCTOR	1	
		L9502	J0JYC0000464	FILTER	1	
		L9503	J0JYC0000464	FILTER	1	
		L9505	G1C1R0ZA0248	INDUCTION COIL	1	PAVCCZ
		L9506	G1C3R3MA0464	INDUCTION COIL	1	PAVCCZ
		L9507	J0JKC0000008	FILTER	1	PAVCCZ
		L9508	J0JKC0000008	FILTER	1	PAVCCZ
		L9700	G1C3R3MA0464	INDUCTION COIL	1	PAVCCZ
		L16001	G0CR38K00001	PEAKING COIL	1	PAVCCZ
		L16002	G0CR38K00001	PEAKING COIL	1	PAVCCZ
		L16041	G0ZZ00002737	PEAKING COIL	1	PAVCCZ
		L16042	G0ZZ00002737	PEAKING COIL	1	PAVCCZ
		L16043	G0ZZ00002737	PEAKING COIL	1	PAVCCZ
		L16044	G0ZZ00002737	PEAKING COIL	1	PAVCCZ
		L16045	G0ZZ00002737	PEAKING COIL	1	PAVCCZ
		L16046	G0ZZ00002737	PEAKING COIL	1	PAVCCZ
		L16047	G0ZZ00002737	PEAKING COIL	1	PAVCCZ
		L16070	G0ZZ00002183	PEAKING COIL	1	
		L16071	G0ZZ00002183	PEAKING COIL	1	
		L16072	G0ZZ00002183	PEAKING COIL	1	
		L16073	G0ZZ00002183	PEAKING COIL	1	
		L16303	G0C471MA0049	PEAKING COIL	1	
		L16411	G0CR38K00001	PEAKING COIL	1	PAVCCZ
		L16412	G0CR38K00001	PEAKING COIL	1	PAVCCZ
		L16430	G0ZZ00002183	PEAKING COIL	1	
		L16431	G0ZZ00002183	PEAKING COIL	1	
		L16432	G0ZZ00002183	PEAKING COIL	1	
		L16433	G0ZZ00002183	PEAKING COIL	1	
		L16434	G0ZZ00002737	PEAKING COIL	1	PAVCCZ
		L16435	G0ZZ00002737	PEAKING COIL	1	PAVCCZ
		L16436	G0ZZ00002737	PEAKING COIL	1	PAVCCZ
		L16437	G0ZZ00002737	PEAKING COIL	1	PAVCCZ
		L16438	G0ZZ00002737	PEAKING COIL	1	PAVCCZ
		L16439	G0ZZ00002737	PEAKING COIL	1	PAVCCZ
		L16440	G0ZZ00002737	PEAKING COIL	1	PAVCCZ
		L16660	G0C640Z00001	PEAKING COIL	1	PAVCCZ
		LF001A	G0B103J00009	CHOKE COIL	1	PAVCCZ
		LF002A	G0B103J00009	CHOKE COIL	1	PAVCCZ
		LF003	G0B300K00001	CHOKE COIL	1	PAVCCZ
		LF004A	G0B103J00009	CHOKE COIL	1	PAVCCZ
		P2	K1KY02C00002	2P CONNECTOR	1	PAVCCZ
		P6	K1KY14BA0386	14P CONNECTOR	1	PAVCCZ
		P9	K2AHYA000001	AC INLET	1	PAVCCZ


# Model No. : TX-P50GT60E,P50GTW60 Parts List

Change	Safety	Ref. No.	Part No.	Part Name & Description	Q'ty	Remarks
		P11	K1KY02C00002	2P CONNECTOR	1	PAVCCZ
		P35	K1KY04BA0385	4P CONNECTOR	1	PAVCCZ
		PA2000	K5H4022A0031	FUSE	1	
		PA2001	K5H4022A0031	FUSE	1	
		PA4900	K5H1022A0031	FUSE	1	
		PA5017	K5H1022A0031	FUSE	1	
		PA5703	K5H1022A0031	FUSE	1	
		PC400	B3PAA0000629	IC	1	PAVCCZ
		PC500	B3PAA0000629	IC	1	PAVCCZ
		PC501	B3PAA0000629	IC	1	PAVCCZ
		PC502	B3PAA0000629	IC	1	PAVCCZ
		PC700	B3PAA0000629	IC	1	PAVCCZ
		PC701	B3PAA0000629	IC	1	PAVCCZ
		PC16131	B3PBE0000065	IC	1	PAVCCZ
		PC16191	B3PBE0000060	IC	1	
		PC16251	B3PBA0000611	IC	1	PAVCCZ
		PC16301	B3PBA0000611	IC	1	PAVCCZ
		PC16461	B3PBE0000065	IC	1	PAVCCZ
		PC16462	B3PBE0000060	IC	1	
		PC16480	B3PBA0000611	IC	1	PAVCCZ
		PC16581	B3PBA0000611	IC	1	PAVCCZ
		PC16603	B3PBA0000611	IC	1	PAVCCZ
		PC16685	B3PBA0000625	IC	1	PAVCCZ
		PC16723	B3PBA0000611	IC	1	PAVCCZ
		PC16896	B3PBA0000611	IC	1	PAVCCZ
		PC16897	B3PBA0000611	IC	1	PAVCCZ
		Q001	B1CBGD000001	FET	1	
		Q002	B1ADCF000172	TRANSISTOR	1	PAVCCZ
		Q003	B1CHPD000013	FET	1	PAVCCZ
		Q004	B1CHPD000013	FET	1	PAVCCZ
		Q100	B1CERR000079	FET	1	PAVCCZ
		Q101	B1CERR000079	FET	1	PAVCCZ
		Q102	B1ABPF000011	TRANSISTOR	1	PAVCCZ
		Q103	B1ABPF000011	TRANSISTOR	1	PAVCCZ
		Q104	B1ABDF000026	TRANSISTOR	1	
		Q105	B1ADCF000172	TRANSISTOR	1	PAVCCZ
		Q201	B1CERT000010	FET	1	PAVCCZ
		Q202	B1ABNE000003	TRANSISTOR	1	PAVCCZ
		Q300	B1CERQ000093	FET	1	PAVCCZ
		Q301	B1CERQ000093	FET	1	PAVCCZ
		Q302	B1CHPD000013	FET	1	PAVCCZ
		Q303	B1CHPD000013	FET	1	PAVCCZ
		Q500	B1CHRD000081	TRANSISTOR	1	PAVCCZ
		Q501	B1ABDF000026	TRANSISTOR	1	
		Q502	B1CHRD000080	TRANSISTOR	1	PAVCCZ
		Q503	B1ADCF000172	TRANSISTOR	1	PAVCCZ
		Q505	B1ABDF000026	TRANSISTOR	1	
		Q506	B1ABDF000026	TRANSISTOR	1	
		Q507	B1CFGF000019	FET	1	PAVCCZ
		Q508	B1CFGF000019	FET	1	PAVCCZ
		Q509	B1CFGF000019	FET	1	PAVCCZ
		Q510	B1ABDF000026	TRANSISTOR	1	
		Q511	B1ABDF000026	TRANSISTOR	1	
		Q600	B1CERM000039	FET	1	PAVCCZ
		Q601	B1ABDF000026	TRANSISTOR	1	
		Q602	B1ABDF000026	TRANSISTOR	1	
		Q701	B1ABDF000026	TRANSISTOR	1	
		Q702	B1ABDF000026	TRANSISTOR	1	
		Q703	B1ADCF000172	TRANSISTOR	1	PAVCCZ

# Model No. : TX-P50GT60E,P50GTW60 Parts List

Change	Safety	Ref. No.	Part No.	Part Name & Description	Q'ty	Remarks
		Q704	BIABDF000026	TRANSISTOR	1	
		Q705	BIADCF000172	TRANSISTOR	1	PAVCCZ
		Q706	BIABDF000026	TRANSISTOR	1	
		Q707	BIABDF000026	TRANSISTOR	1	
		Q708	BIADCF000172	TRANSISTOR	1	PAVCCZ
		Q2010	BIABCF000231	TRANSISTOR	1	
		Q2011	BIABCF000231	TRANSISTOR	1	
		Q3051	BIABCF000231	TRANSISTOR	1	
		Q3301	BIABKE000001	TRANSISTOR	1	PAVCCZ
		Q3302	BIABKE000001	TRANSISTOR	1	PAVCCZ
		Q3303	BIADCF000194	TRANSISTOR	1	
		Q3304	BIADCF000194	TRANSISTOR	1	
		Q3305	BIABKE000001	TRANSISTOR	1	PAVCCZ
		Q3306	BIABKE000001	TRANSISTOR	1	PAVCCZ
		Q3307	BIABCF000231	TRANSISTOR	1	
		Q4700	BIABCF000231	TRANSISTOR	1	
		Q4701	BIABCF000231	TRANSISTOR	1	
		Q4750	BIABCF000231	TRANSISTOR	1	
		Q8100	B1CFRD000100	FET	1	PAVCCZ
		Q8101	B1CFRD000100	FET	1	PAVCCZ
		Q8771	B1HFCEA00001	TRANSISTOR	1	
		Q9201	B1HFCEA00001	TRANSISTOR	1	
		Q9500	B1CFRD000100	FET	1	PAVCCZ
		Q9501	B1CFRD000100	FET	1	PAVCCZ
		Q16001	BIJADN000013	TRANSISTOR	1	PAVCCZ
		Q16002	BIJADN000013	TRANSISTOR	1	PAVCCZ
		Q16021	BIJBND000005	TRANSISTOR	1	PAVCCZ
		Q16023	BIJBND000005	TRANSISTOR	1	PAVCCZ
		Q16042	BIJADN000014	TRANSISTOR	1	PAVCCZ
		Q16052	BIJADN000014	TRANSISTOR	1	PAVCCZ
		Q16101	2SK399500L	FET	1	
		Q16102	BIJBND000005	TRANSISTOR	1	PAVCCZ
		Q16191	B1CFGF000019	FET	1	PAVCCZ
		Q16192	B1CFHG000035	FET	1	PAVCCZ
		Q16194	B1HFPPA00001	TRANSISTOR	1	
		Q16251	BIABCF000231	TRANSISTOR	1	
		Q16280	BIADCE000027	TRANSISTOR	1	
		Q16402	BIJADN000013	TRANSISTOR	1	PAVCCZ
		Q16403	BIJADN000013	TRANSISTOR	1	PAVCCZ
		Q16421	BIJADN000009	TRANSISTOR	1	
		Q16422	BIJADN000009	TRANSISTOR	1	
		Q16441	BIJADN000014	TRANSISTOR	1	PAVCCZ
		Q16452	BIJADN000014	TRANSISTOR	1	PAVCCZ
		Q16581	BIABCF000231	TRANSISTOR	1	
		Q16601	B1CERQ000121	FET	1	PAVCCZ
		Q16602	B1CFGF000019	FET	1	PAVCCZ
		Q16623	BIJAEN000011	TRANSISTOR	1	
		Q16624	BIJAEN000011	TRANSISTOR	1	
		Q16646	B1CFGF000019	FET	1	PAVCCZ
		Q16647	B1CBGD000001	FET	1	
		Q16648	DSC2001Q0L	TRANSISTOR	1	
		Q16652	BIADCE000027	TRANSISTOR	1	
		Q16660	B1CFNQ000003	FET	1	PAVCCZ
		Q16661	BIJBER000002	TRANSISTOR	1	
		Q16762	B1HFPPA00001	TRANSISTOR	1	
		Q16815	BIABCE000015	TRANSISTOR	1	
		Q16817	DSC2001Q0L	TRANSISTOR	1	
		Q16820	B1CFGF000019	FET	1	PAVCCZ
		Q16891	BIADCE000027	TRANSISTOR	1	
		Q16922	B1CFGF000019	FET	1	PAVCCZ
		Q16931	BIABCE000015	TRANSISTOR	1	

# Model No. : TX-P50GT60E,P50GTW60 Parts List

Change	Safety	Ref. No.	Part No.	Part Name & Description	Q'ty	Remarks
		R001	D1FZ100YA004	F 10 OHM, J, 1.6W	1	PAVCCZ
		R002	D1BD3303A076	M 330KOHM.F.1/8W	1	PAVCCZ
		R003	D1BD3303A076	M 330KOHM.F.1/8W	1	PAVCCZ
		R004	D0GB303ZA038	M 30KOHM, J, 1/10W	1	PAVCCZ
		R005	D0GB223ZA038	M 22KOHM, J, 1/10W	1	PAVCCZ
		R006	D0GB224ZA041	M 220KOHM, J, 1/10W	1	PAVCCZ
		R007	D0GB223ZA038	M 22KOHM, J, 1/10W	1	PAVCCZ
		R008	D0GB222ZA038	M 2.2KOHM, 1/10W	1	
		R009	D0GB102JA065	M 1KOHM, J, 1/10W	1	
		R010	D0GB103JA065	M 10K OHM J 1/10W	1	
		R011	D0GB104JA065	M 100KOHM J 1/10W	1	
		R012	D0GB103JA065	M 10K OHM J 1/10W	1	
		R013	D0GB102JA065	M 1KOHM, J, 1/10W	1	
		R014	D1AB1604A023	M 1.6MOHM, F, 1/4W	1	PAVCCZ
		R016	D0GF334JA048	M 330KOHM, J, 1/4W	1	PAVCCZ
		R017	D0GF334JA048	M 330KOHM, J, 1/4W	1	PAVCCZ
		R018	D0GF334JA048	M 330KOHM, J, 1/4W	1	PAVCCZ
		R054	D0GAR00J0005	M 0 OHM, 1/16W	1	
		R078	D0GAR00J0005	M 0 OHM, 1/16W	1	
		R102	D0GB752JA065	M 7.5KOHM J 1/10W	1	PAVCCZ
		R103	D0GB752JA065	M 7.5KOHM J 1/10W	1	PAVCCZ
		R104	D0GB752JA065	M 7.5KOHM J 1/10W	1	PAVCCZ
		R105	D0GB752JA065	M 7.5KOHM J 1/10W	1	PAVCCZ
		R106	D0MA30MJA025	M 0.03 OHM, J, 2W	1	PAVCCZ
		R107	D0MA30MJA025	M 0.03 OHM, J, 2W	1	PAVCCZ
		R110	D0GB103JA065	M 10K OHM J 1/10W	1	
		R111	D0GB103JA065	M 10K OHM J 1/10W	1	
		R112	D1AB2704A023	M 2.7MOHM J 1/4W	1	PAVCCZ
		R113	D1AB2404A023	M 2.4MOHM J 1/4W	1	PAVCCZ
		R116	D0GB102JA065	M 1KOHM, J, 1/10W	1	
		R117	D0GB102JA065	M 1KOHM, J, 1/10W	1	
		R119	D0GB472JA065	M 4.7KOHM, J, 1/10W	1	
		R120	D0GB333ZA038	M 33KOHM, 1/10W	1	PAVCCZ
		R121	D0GB153ZA038	M 15KOHM, J, 1/10W	1	PAVCCZ
		R122	D0GB824JA065	M 820KOHM J 1/10W	1	PAVCCZ
		R123	D0GB751JA065	M750 OHM J 1/10W	1	
		R124	D0GD2R2JA052	M 2.2 OHM, J, 1/8W	1	
		R125	D0GB751JA065	M750 OHM J 1/10W	1	
		R126	D0GB333JA065	M 33KOHM, J, 1/10W	1	
		R127	D0GB103JA065	M 10K OHM J 1/10W	1	
		R128	D0GB684JA065	M 680KOHM J 1/10W	1	PAVCCZ
		R129	D1BB3242A073	M32.4KOHM, J, 1/10W	1	PAVCCZ
		R131	D0GB104JA065	M 100KOHM J 1/10W	1	
		R132	D1BD3303A076	M 330KOHM.F.1/8W	1	PAVCCZ
		R134	D1AB3004A023	M 3MOHM J 1/4W	1	PAVCCZ
		R135	D1AB3004A023	M 3MOHM J 1/4W	1	PAVCCZ
		R152	D0GD220JA052	M 22 OHM, J, 1/8W	1	
		R153	D0GD220JA052	M 22 OHM, J, 1/8W	1	
		R154	D0BF330JA051	M 33 OHM, J, 1/2W	1	PAVCCZ
		R155	D0BF330JA051	M 33 OHM, J, 1/2W	1	PAVCCZ
		R157	D0GB221JA065	M 220 OHM J 1/10W	1	
		R158	D0GB221JA065	M 220 OHM J 1/10W	1	
		R160	D0GZ100JA020	M 10 OHM, J, 1/2W	1	
		R161	D0GZ100JA020	M 10 OHM, J, 1/2W	1	
		R200	D0C2332JA140	M 3.3KOHM, J, 2W	1	PAVCCZ
		R201	D0GD681JA052	M 680 OHM, J, 1/8W	1	PAVCCZ
		R202	D0GZ181JA020	M 180 OHM, J, 1/2W	1	
		R204	D0GD101JA052	M 100 OHM, J, 1/8W	1	
		R205	D0GF220JA048	M 22 OHM. 1/4W	1	
		R206	D0GB103JA065	M 10K OHM J 1/10W	1	
		R207	ERX2SJR30	M 0.3HM, J, 2W	1	PAVCCZ
		R209	D0GB100JA065	M 10 OHM J 1/10W	1	

# Model No. : TX-P50GT60E,P50GTW60 Parts List

Change	Safety	Ref. No.	Part No.	Part Name & Description	Q'ty	Remarks
		R210	D0B22R2JA033	M 2.2OHM, J, 2W	1	PAVCCZ
		R211	D0GB224JA065	M 220KOHM, J, 1/10W	1	
		R213	D0GB102JA065	M 1KOHM, J, 1/10W	1	
		R214	D0GB102JA065	M 1KOHM, J, 1/10W	1	
		R215	ERG2SJ473	M 47KOHM, J, 2W	1	PAVCCZ
		R216	ERG2SJ473	M 47KOHM, J, 2W	1	PAVCCZ
		R300	D0GZ181JA020	M 180 OHM, J, 1/2W	1	
		R301	D0GB103JA065	M 10K OHM J 1/10W	1	
		R302	D0GZ181JA020	M 180 OHM, J, 1/2W	1	
		R303	D0GB103JA065	M 10K OHM J 1/10W	1	
		R304	D0GD104JA052	M 100KOHM, J, 1/8W	1	
		R305	D0GD104JA052	M 100KOHM, J, 1/8W	1	
		R306	D0GB4R7JA065	M 4.7 OHM J 1/10W	1	
		R307	D0GB4R7JA065	M 4.7 OHM J 1/10W	1	
		R308	D0GB100JA065	M 10 OHM J 1/10W	1	
		R309	D0GB242ZA038	M 2.4KOHM, J, 1/10W	1	PAVCCZ
		R310	D0GB123ZA038	M 12KOHM, 1/10W	1	PAVCCZ
		R311	D0GB511JA065	M510 OHM J 1/10W	1	PAVCCZ
		R312	D0GB511JA065	M510 OHM J 1/10W	1	PAVCCZ
		R313	D0GD102JA052	M 1.0KOHM, J, 1/8W	1	
		R316	D0GZ220JA020	M 22 OHM, J, 1/2W	1	PAVCCZ
		R317	D0GZ220JA020	M 22 OHM, J, 1/2W	1	PAVCCZ
		R400	D0GB332JA065	M 3.3KOHM, J, 1/10W	1	
		R401	D0GB222JA065	M 2.2KOHM, J, 1/10W	1	
		R402	D0GBR00J0004	M 0 OHM J 1/10W	1	
		R403	D0GB823ZA038	M 82KOHM, J, 1/10W	1	PAVCCZ
		R404	D1BB1542A106	M 15.4 KOHM, F.1/10 W	1	PAVCCZ
		R500	D0GB512JA065	M 5.1KOHM J 1/10W	1	PAVCCZ
		R501	D0GB224JA065	M 220KOHM, J, 1/10W	1	
		R502	D0GB103JA065	M 10K OHM J 1/10W	1	
		R503	D0GB102JA065	M 1KOHM, J, 1/10W	1	
		R504	D0GB512JA065	M 5.1KOHM J 1/10W	1	PAVCCZ
		R505	D0GB224JA065	M 220KOHM, J, 1/10W	1	
		R507	D0GB472JA065	M 4.7KOHM, J, 1/10W	1	
		R509	D0GB221JA065	M 220 OHM J 1/10W	1	
		R510	D0GB473JA065	M 47KOHM J. 1/10W	1	
		R511	D0GB102JA065	M 1KOHM, J, 1/10W	1	
		R512	D0GB223JA065	M 22KOHM, J, 1/10W	1	
		R513	D0GB103JA065	M 10K OHM J 1/10W	1	
		R514	D0GB103JA065	M 10K OHM J 1/10W	1	
		R515	D0GB102JA065	M 1KOHM, J, 1/10W	1	
		R516	D0GB101JA065	M 100 OHM, J, 1/10W	1	
		R517	D0GD101JA052	M 100 OHM, J, 1/8W	1	
		R518	ERX2SJR30	M 0.3HM, J, 2W	1	PAVCCZ
		R521	D0GB102JA065	M 1KOHM, J, 1/10W	1	
		R522	D0GB103JA065	M 10K OHM J 1/10W	1	
		R523	D0GB223ZA038	M 22KOHM, J, 1/10W	1	PAVCCZ
		R524	D0GB473JA065	M 47KOHM J. 1/10W	1	
		R526	D0GB103JA065	M 10K OHM J 1/10W	1	
		R527	D0GB101JA065	M 100 OHM, J, 1/10W	1	
		R531	D1JBR470A090	M 0.47 OHM, J, 1/10W	1	PAVCCZ
		R532	D0GB102JA065	M 1KOHM, J, 1/10W	1	
		R533	D0GD102JA052	M 1.0KOHM, J, 1/8W	1	
		R534	D0GB102JA065	M 1KOHM, J, 1/10W	1	
		R535	D0GB102JA065	M 1KOHM, J, 1/10W	1	
		R536	D0GB103JA065	M 10K OHM J 1/10W	1	
		R537	D0GB102JA065	M 1KOHM, J, 1/10W	1	
		R538	D0GB684JA065	M 680KOHM J 1/10W	1	PAVCCZ
		R539	D0GB104JA065	M 100KOHM J 1/10W	1	
		R540	D0GB102JA065	M 1KOHM, J, 1/10W	1	
		R541	D0GB224JA065	M 220KOHM, J, 1/10W	1	
		R542	D0GB102JA065	M 1KOHM, J, 1/10W	1	



# Model No. : TX-P50GT60E,P50GTW60 Parts List

Change	Safety	Ref. No.	Part No.	Part Name & Description	Q'ty	Remarks
		R543	D0GB102JA065	M 1KOHM, J, 1/10W	1	
		R545	D0GB103JA065	M 10K OHM J 1/10W	1	
		R546	D0GB223ZA038	M 22KOHM, J, 1/10W	1	PAVCCZ
		R600	D0B2R10JA033	M 0.1OHM, J, 2W	1	PAVCCZ
		R601	D0GF333JA048	M 33 KOHM. 1/3W	1	PAVCCZ
		R602	D0GF333JA048	M 33 KOHM. 1/3W	1	PAVCCZ
		R603	D0GF333JA048	M 33 KOHM. 1/3W	1	PAVCCZ
		R604	D0GB513ZA038	M 51KOHM 1/10W	1	PAVCCZ
		R605	D1BB9531A106	M 9.53 KOHM, F, 1/10W	1	PAVCCZ
		R606	D0GB272ZA038	M 2.7KOHM, J, 1/10W	1	PAVCCZ
		R608	D0GB103JA065	M 10K OHM J 1/10W	1	
		R610	D0GF333JA048	M 33 KOHM. 1/3W	1	PAVCCZ
		R611	D0GF333JA048	M 33 KOHM. 1/3W	1	PAVCCZ
		R613	D0GB223ZA038	M 22KOHM, J, 1/10W	1	PAVCCZ
		R614	D0GB333ZA038	M 33KOHM, 1/10W	1	PAVCCZ
		R615	D0GF391JA048	M 390 OHM. 1/3W	1	PAVCCZ
		R616	D1JBR220A079	M 0.22OHM, J, 1/4W	1	PAVCCZ
		R617	D1JBR100A079	M 0.1OHM, J, 1/2W	1	PAVCCZ
		R618	D1JBR220A079	M 0.22OHM, J, 1/4W	1	PAVCCZ
		R700	D0GB511JA065	M510 OHM J 1/10W	1	PAVCCZ
		R701	D1AB1803A023	M 180KOHM, F, 1/4W	1	PAVCCZ
		R702	D0GB363ZA038	M 36KOHM, J, 1/10W	1	PAVCCZ
		R703	D0C2473JA140	M 47KOHM, J, 2W	1	PAVCCZ
		R705	D0GB102JA065	M 1KOHM, J, 1/10W	1	
		R707	D0GB272ZA038	M 2.7KOHM, J, 1/10W	1	PAVCCZ
		R711	D0GB222JA065	M 2.2KOHM, J, 1/10W	1	
		R712	D0GD221JA052	M 220 OHM, J 1/8W	1	
		R713	D0GB102JA065	M 1KOHM, J, 1/10W	1	
		R714	D0GB104JA065	M 100KOHM J 1/10W	1	
		R715	D0GD102JA052	M 1.0KOHM, J, 1/8W	1	
		R716	D0GB751JA065	M750 OHM J 1/10W	1	
		R717	D0GD102JA052	M 1.0KOHM, J, 1/8W	1	
		R718	D0GB223ZA038	M 22KOHM, J, 1/10W	1	PAVCCZ
		R719	D0GB333ZA038	M 33KOHM, 1/10W	1	PAVCCZ
		R720	D0GF391JA048	M 390 OHM. 1/3W	1	PAVCCZ
		R721	D1JBR220A079	M 0.22OHM, J, 1/4W	1	PAVCCZ
		R722	D1JBR220A079	M 0.22OHM, J, 1/4W	1	PAVCCZ
		R723	D1JBR100A079	M 0.1OHM, J, 1/2W	1	PAVCCZ
		R724	D0GB473ZA038	M 47KOHM, J, 1/10W	1	PAVCCZ
		R726	D1AB1803A023	M 180KOHM, F, 1/4W	1	PAVCCZ
		R727	D0GB822ZA038	M 8.2KOHM, J, 1/10W	1	PAVCCZ
		R728	D0GB102JA065	M 1KOHM, J, 1/10W	1	
		R729	D0GB333JA065	M 33KOHM, J, 1/10W	1	
		R730	D0GB103JA065	M 10K OHM J 1/10W	1	
		R731	D0GB103JA065	M 10K OHM J 1/10W	1	
		R732	D0GB333JA065	M 33KOHM, J, 1/10W	1	
		R733	D0GB913ZA038	M 91KOHM, J, 1/10W	1	PAVCCZ
		R734	D0GB183ZA038	M 18KOHM, J, 1/10W	1	PAVCCZ
		R735	D0GB623ZA038	M 62KOHM, J, 1/10W	1	PAVCCZ
		R736	D0GB622ZA038	M 6.2KOHM 1/10W	1	PAVCCZ
		R737	D0GB104JA065	M 100KOHM J 1/10W	1	
		R738	D0GB102JA065	M 1KOHM, J, 1/10W	1	
		R739	D0GB104JA065	M 100KOHM J 1/10W	1	
		R740	D0GB102JA065	M 1KOHM, J, 1/10W	1	
		R742	D0GB473ZA038	M 47KOHM, J, 1/10W	1	PAVCCZ
		R743	D0GB222JA072	M 2.2KOHM, J, 1/10W	1	
		R744	D0GB102JA071	M 1KOHM, J, 1/10W	1	
		R745	D0GD221JA052	M 220 OHM, J 1/8W	1	
		R0902	D0GA473JA039	M 47KOHM, J, 1/16W	1	PAVCCZ
		R0905	D0GA272JA023	M 2.7KOHM, J, 1/16W	1	
		R0906	D0GA272JA023	M 2.7KOHM, J, 1/16W	1	
		R0909	D0GA272JA023	M 2.7KOHM, J, 1/16W	1	

# Model No. : TX-P50GT60E,P50GTW60 Parts List

Change	Safety	Ref. No.	Part No.	Part Name & Description	Q'ty	Remarks
		R0910	D0GA272JA023	M 2.7KOHM, J.1/16W	1	
		R0911	D1H83324A042	NETWORK RESISTER	1	PAVCCZ
		R0912	D0GA101JA039	M 100 OHM, J,1/16W	1	PAVCCZ
		R0913	D0GA101JA039	M 100 OHM, J,1/16W	1	PAVCCZ
		R0922	D1H83324A042	NETWORK RESISTER	1	PAVCCZ
		R0930	D0GA360JA023	M 36 OHM, J,1/16W	1	
		R0931	D0GA473JA039	M 47KOHM, J,1/16W	1	PAVCCZ
		R0936	D0GA360JA023	M 36 OHM, J,1/16W	1	
		R0941	D0GA360JA023	M 36 OHM, J,1/16W	1	
		R0942	D0GA360JA023	M 36 OHM, J,1/16W	1	
		R0943	D0GA360JA023	M 36 OHM, J,1/16W	1	
		R0944	D0GA360JA023	M 36 OHM, J,1/16W	1	
		R0945	D0GA360JA023	M 36 OHM, J,1/16W	1	
		R0946	D0GA360JA023	M 36 OHM, J,1/16W	1	
		R0949	D0GA360JA023	M 36 OHM, J,1/16W	1	
		R0950	D0GA360JA023	M 36 OHM, J,1/16W	1	
		R0952	D0GA360JA023	M 36 OHM, J,1/16W	1	
		R0953	D0GA101JA039	M 100 OHM, J,1/16W	1	PAVCCZ
		R0954	D0GA101JA039	M 100 OHM, J,1/16W	1	PAVCCZ
		R957	D0GA272JA023	M 2.7KOHM, J.1/16W	1	
		R958	D0GA272JA023	M 2.7KOHM, J.1/16W	1	
		R0961	D0GA272JA023	M 2.7KOHM, J.1/16W	1	
		R0962	D0GA272JA023	M 2.7KOHM, J.1/16W	1	
		R1202	D0GA103JA039	M10KOHM, J.1/16 W	1	PAVCCZ
		R1203	D0GA103JA039	M10KOHM, J.1/16 W	1	PAVCCZ
		R1350	D0GA103JA039	M10KOHM, J.1/16 W	1	PAVCCZ
		R1356	D0GA473JA039	M 47KOHM, J,1/16W	1	PAVCCZ
		R1357	D0GA103JA039	M10KOHM, J.1/16 W	1	PAVCCZ
		R1358	D0GA103JA039	M10KOHM, J.1/16 W	1	PAVCCZ
		R1359	D0GA103JA039	M10KOHM, J.1/16 W	1	PAVCCZ
		R1360	D0GA103JA039	M10KOHM, J.1/16 W	1	PAVCCZ
		R1361	D0GA103JA039	M10KOHM, J.1/16 W	1	PAVCCZ
		R1362	D0GA103JA039	M10KOHM, J.1/16 W	1	PAVCCZ
		R1365	D0GA103JA039	M10KOHM, J.1/16 W	1	PAVCCZ
		R1366	D0GA103JA039	M10KOHM, J.1/16 W	1	PAVCCZ
		R1373	D0GA103JA039	M10KOHM, J.1/16 W	1	PAVCCZ
		R1374	D0GA103JA039	M10KOHM, J.1/16 W	1	PAVCCZ
		R1375	D0GA103JA039	M10KOHM, J.1/16 W	1	PAVCCZ
		R1376	D0GA103JA039	M10KOHM, J.1/16 W	1	PAVCCZ
		R1377	D0GA103JA039	M10KOHM, J.1/16 W	1	PAVCCZ
		R1378	D0GA103JA039	M10KOHM, J.1/16 W	1	PAVCCZ
		R1379	D0GA103JA039	M10KOHM, J.1/16 W	1	PAVCCZ
		R1380	D0GA103JA039	M10KOHM, J.1/16 W	1	PAVCCZ
		R1381	D0GA103JA039	M10KOHM, J.1/16 W	1	PAVCCZ
		R1390	D0GA103JA039	M10KOHM, J.1/16 W	1	PAVCCZ
		R1391	D1H81034A042	NETWORK RESISTER	1	PAVCCZ
		R1392	D0GA103JA039	M10KOHM, J.1/16 W	1	PAVCCZ
		R1396	D0GA103JA039	M10KOHM, J.1/16 W	1	PAVCCZ
		R1397	D0GA103JA039	M10KOHM, J.1/16 W	1	PAVCCZ
		R2000	D0GA101JA039	M 100 OHM, J,1/16W	1	PAVCCZ
		R2012	D0GA103JA039	M10KOHM, J.1/16 W	1	PAVCCZ
		R2013	D0GA101JA039	M 100 OHM, J,1/16W	1	PAVCCZ
		R2014	D0GA101JA039	M 100 OHM, J,1/16W	1	PAVCCZ
		R2019	D0GA101JA039	M 100 OHM, J,1/16W	1	PAVCCZ
		R2039	D0GA103JA039	M10KOHM, J.1/16 W	1	PAVCCZ
		R2040	D0GA102JA039	M1KOHM, J.1/16 W	1	PAVCCZ
		R2041	D0GA204JA023	M 200KOHM J.1/16W	1	PAVCCZ
		R2045	D1BA7151A023	M 7.15KOHM, F 1/16 W	1	PAVCCZ
		R2046	D0GA102JA039	M1KOHM, J.1/16 W	1	PAVCCZ
		R2056	D0GA101JA039	M 100 OHM, J,1/16W	1	PAVCCZ
		R2063	D0GA360JA023	M 36 OHM, J,1/16W	1	
		R2070	D0GA360JA023	M 36 OHM, J,1/16W	1	

# Model No. : TX-P50GT60E,P50GTW60 Parts List

Change	Safety	Ref. No.	Part No.	Part Name & Description	Q'ty	Remarks
		R2073	D0GA103JA039	M10KOHM, J.1/16 W	1	PAVCCZ
		R2074	D0GA473JA039	M 47KOHM, J,1/16W	1	PAVCCZ
		R2075	D1BA9530A023	M 953 OHM,F. 1/16 W	1	PAVCCZ
		R2076	D0GA223JA023	M 22K OHM J 1/16W	1	
		R2077	D0GA473JA039	M 47KOHM, J,1/16W	1	PAVCCZ
		R2078	D1BA2261A023	M 2.26 KOHM,F.1/16 W	1	PAVCCZ
		R2804	D0GAR00J0005	M 0 OHM, 1/16W	1	
		R2807	D0GAR00J0005	M 0 OHM, 1/16W	1	
		R2820	D0GA470JA023	M 47 OHM, J,1/16W	1	
		R2821	D0GA222JA023	M 2.2KOHM, J,1/16W	1	
		R2823	D0GA360JA023	M 36 OHM, J,1/16W	1	
		R2824	D0GA360JA023	M 36 OHM, J,1/16W	1	
		R3002	D0GA103JA039	M10KOHM, J.1/16 W	1	PAVCCZ
		R3003	D0GA221JA023	M220 OHM, J.1/16 W	1	
		R3007	D1H82204A042	NETWORK RESISTER	1	PAVCCZ
		R3012	D1BD75R00003	M 75 OHM,F.1/8W	1	PAVCCZ
		R3013	D1BD75R00003	M 75 OHM,F.1/8W	1	PAVCCZ
		R3014	D1BD75R00003	M 75 OHM,F.1/8W	1	PAVCCZ
		R3015	D1H82204A042	NETWORK RESISTER	1	PAVCCZ
		R3041	D0GA220JA023	M22 OHM, J.1/16 W	1	
		R3042	D1BF75R0A073	M 75.0 OHM,F.1/4 W	1	PAVCCZ
		R3043	D1BF75R0A073	M 75.0 OHM,F.1/4 W	1	PAVCCZ
		R3044	D1BF75R0A073	M 75.0 OHM,F.1/4 W	1	PAVCCZ
		R3045	D1BF75R0A073	M 75.0 OHM,F.1/4 W	1	PAVCCZ
		R3047	D0GA104JA039	M100KOHM, J.1/16 W	1	PAVCCZ
		R3053	D0GA333JA023	M 33KOHM,J,1/16W	1	
		R3054	D0GA333JA023	M 33KOHM,J,1/16W	1	
		R3058	D0GA101JA039	M 100 OHM, J,1/16W	1	PAVCCZ
		R3061	D1BA2152A023	M 21.5KOHM,F.1/16 W	1	PAVCCZ
		R3062	D0GA103JA039	M10KOHM, J.1/16 W	1	PAVCCZ
		R3063	D1BA1302A023	M 13KOHM,F,1/16W	1	PAVCCZ
		R3064	D0GAR00J0005	M 0 OHM, 1/16W	1	
		R3117	D0GA102JA039	M1KOHM, J.1/16 W	1	PAVCCZ
		R3118	D0GA473JA039	M 47KOHM, J,1/16W	1	PAVCCZ
		R3119	D0GA102JA039	M1KOHM, J.1/16 W	1	PAVCCZ
		R3129	D0GA102JA039	M1KOHM, J.1/16 W	1	PAVCCZ
		R3137	D0GF750JA048	M 75 OHM. 1/4W	1	PAVCCZ
		R3167	D0GA333JA023	M 33KOHM,J,1/16W	1	
		R3168	D0GA333JA023	M 33KOHM,J,1/16W	1	
		R3196	D1BA1002A023	M 10KOHM,F,1/16W	1	PAVCCZ
		R3197	D1BA1403A023	M 140 KOHM,F.1/16 W	1	PAVCCZ
		R3198	D1BA1403A023	M 140 KOHM,F.1/16 W	1	PAVCCZ
		R3202	D1BF75R0A073	M 75.0 OHM,F.1/4 W	1	PAVCCZ
		R3203	D0GA102JA039	M1KOHM, J.1/16 W	1	PAVCCZ
		R3204	D0GBR00J0004	M 0 OHM J 1/10W	1	
		R3222	D0GA514JA023	M 510KOHM, J,1/16W	1	PAVCCZ
		R3309	D0GA331JA023	M 330 OHM, J,1/16W	1	
		R3310	D0GA331JA023	M 330 OHM, J,1/16W	1	
		R3312	D0GA103JA039	M10KOHM, J.1/16 W	1	PAVCCZ
		R3314	D0GA103JA039	M10KOHM, J.1/16 W	1	PAVCCZ
		R3315	D0GA101JA039	M 100 OHM, J,1/16W	1	PAVCCZ
		R3316	D0GA473JA039	M 47KOHM, J,1/16W	1	PAVCCZ
		R3317	D0GA104JA039	M100KOHM, J.1/16 W	1	PAVCCZ
		R3318	D0GA104JA039	M100KOHM, J.1/16 W	1	PAVCCZ
		R3319	D0GA272JA023	M 2.7KOHM, J.1/16W	1	
		R3320	D0GA272JA023	M 2.7KOHM, J.1/16W	1	
		R3322	D0GA473JA039	M 47KOHM, J,1/16W	1	PAVCCZ
		R3323	D0GA473JA039	M 47KOHM, J,1/16W	1	PAVCCZ
		R3324	D0GA103JA039	M10KOHM, J.1/16 W	1	PAVCCZ
		R3326	D0GA222JA023	M 2.2KOHM, J,1/16W	1	
		R3327	D0GA222JA023	M 2.2KOHM, J,1/16W	1	
		R3329	D0GA473JA039	M 47KOHM, J,1/16W	1	PAVCCZ

# Model No. : TX-P50GT60E,P50GTW60 Parts List

Change	Safety	Ref. No.	Part No.	Part Name & Description	Q'ty	Remarks
		R3330	D0GA103JA039	M10KOHM, J.1/16 W	1	PAVCCZ
		R4700	D0GA103JA039	M10KOHM, J.1/16 W	1	PAVCCZ
		R4701	D0GA103JA039	M10KOHM, J.1/16 W	1	PAVCCZ
		R4702	D0GA103JA039	M10KOHM, J.1/16 W	1	PAVCCZ
		R4703	D0GA103JA039	M10KOHM, J.1/16 W	1	PAVCCZ
		R4705	D0GA102JA039	M1KOHM, J.1/16 W	1	PAVCCZ
		R4706	D0GA360JA023	M 36 OHM, J,1/16W	1	
		R4707	D0GA680JA023	M 68 OHM, J,1/16W	1	
		R4708	D0GA680JA023	M 68 OHM, J,1/16W	1	
		R4709	D0GA680JA023	M 68 OHM, J,1/16W	1	
		R4710	D0GA680JA023	M 68 OHM, J,1/16W	1	
		R4711	D0GA103JA039	M10KOHM, J.1/16 W	1	PAVCCZ
		R4712	D0GA103JA039	M10KOHM, J.1/16 W	1	PAVCCZ
		R4713	D0GA103JA039	M10KOHM, J.1/16 W	1	PAVCCZ
		R4715	D0GA102JA039	M1KOHM, J.1/16 W	1	PAVCCZ
		R4717	D0GA473JA039	M 47KOHM, J,1/16W	1	PAVCCZ
		R4718	D0GA473JA039	M 47KOHM, J,1/16W	1	PAVCCZ
		R4720	D0GA473JA039	M 47KOHM, J,1/16W	1	PAVCCZ
		R4721	D0GA473JA039	M 47KOHM, J,1/16W	1	PAVCCZ
		R4722	D1BA1600A023	M 160 OHM,F.1/16 W	1	PAVCCZ
		R4723	D1BA820A023	M 82 OHM,F.1/16 W	1	PAVCCZ
		R4751	D0GA103JA039	M10KOHM, J.1/16 W	1	PAVCCZ
		R4752	D0GA103JA039	M10KOHM, J.1/16 W	1	PAVCCZ
		R4753	D0GA103JA039	M10KOHM, J.1/16 W	1	PAVCCZ
		R4755	D0GA102JA039	M1KOHM, J.1/16 W	1	PAVCCZ
		R4757	D0GA473JA039	M 47KOHM, J,1/16W	1	PAVCCZ
		R4758	D0GA473JA039	M 47KOHM, J,1/16W	1	PAVCCZ
		R4759	D0GA680JA023	M 68 OHM, J,1/16W	1	
		R4760	D0GA680JA023	M 68 OHM, J,1/16W	1	
		R4798	D0GA273JA023	M 27K OHM J ,1/16W	1	
		R4900	D0GA103JA039	M10KOHM, J.1/16 W	1	PAVCCZ
		R4901	D0GFR00J0005	M 0 OHM,J,1/3W	1	
		R4902	D1H8680A042	NETWORK RESISTER	1	PAVCCZ
		R4903	D0GA102JA039	M1KOHM, J.1/16 W	1	PAVCCZ
		R4904	D0GA102JA039	M1KOHM, J.1/16 W	1	PAVCCZ
		R4909	D0GA103JA039	M10KOHM, J.1/16 W	1	PAVCCZ
		R4910	D0GA303JA023	M 30K OHM J 0.063W	1	
		R4917	D0GA102JA039	M1KOHM, J.1/16 W	1	PAVCCZ
		R4954	D0GA680JA023	M 68 OHM, J,1/16W	1	
		R4960	D0GA680JA023	M 68 OHM, J,1/16W	1	
		R4961	D0GA680JA023	M 68 OHM, J,1/16W	1	
		R4962	D0GA680JA023	M 68 OHM, J,1/16W	1	
		R5000	D0GA102JA039	M1KOHM, J.1/16 W	1	PAVCCZ
		R5001	D0GA473JA039	M 47KOHM, J,1/16W	1	PAVCCZ
		R5007	D0GA473JA039	M 47KOHM, J,1/16W	1	PAVCCZ
		R5008	D0GA473JA039	M 47KOHM, J,1/16W	1	PAVCCZ
		R5009	D0GA103JA039	M10KOHM, J.1/16 W	1	PAVCCZ
		R5010	D0GA272JA023	M 2.7KOHM, J.1/16W	1	
		R5011	D0GA104JA039	M100KOHM, J.1/16 W	1	PAVCCZ
		R5012	D0GA223JA023	M 22K OHM J 1/16W	1	
		R5013	D0GA103JA039	M10KOHM, J.1/16 W	1	PAVCCZ
		R5014	D0GA103JA039	M10KOHM, J.1/16 W	1	PAVCCZ
		R5015	D0GA472JA023	M 4.7KOHM, J,1/16W	1	
		R5018	D0GA102JA039	M1KOHM, J.1/16 W	1	PAVCCZ
		R5702	D0GBR00J0004	M 0 OHM J 1/10W	1	
		R5715	D1BA3242A023	M 32.4KOHM,F 1/16 W	1	PAVCCZ
		R5716	D1BA1502A023	M 15KOHM,F. 1/16 W	1	PAVCCZ
		R5717	D0GA123JA023	M 12K OHM J 1/16W	1	
		R5731	D1BA1200A023	M 120 OHM,F.1/16 W	1	PAVCCZ
		R5732	D1BA560A023	M 56 OHM,F.1/16 W	1	PAVCCZ
		R5736	D0GA103JA039	M10KOHM, J.1/16 W	1	PAVCCZ
		R5737	D0GA103JA039	M10KOHM, J.1/16 W	1	PAVCCZ

# Model No. : TX-P50GT60E,P50GTW60 Parts List

Change	Safety	Ref. No.	Part No.	Part Name & Description	Q'ty	Remarks
		R6702	D1H86804A042	NETWORK RESISTER	1	PAVCCZ
		R6703	D1H86804A042	NETWORK RESISTER	1	PAVCCZ
		R6704	D1H86804A042	NETWORK RESISTER	1	PAVCCZ
		R6713	D0GF242JA048	M 2.4 KOHM,J,1/4W	1	PAVCCZ
		R6715	D0GAR00J0005	M 0 OHM, 1/16W	1	
		R6726	D0GAR00J0005	M 0 OHM, 1/16W	1	
		R6728	D0GA681JA023	M680 OHM, J,1/16W	1	
		R6729	D0GA681JA023	M680 OHM, J,1/16W	1	
		R6730	D0GAR00J0005	M 0 OHM, 1/16W	1	
		R6731	D0GAR00J0005	M 0 OHM, 1/16W	1	
		R6734	D0GA103JA039	M10KOHM, J.1/16 W	1	PAVCCZ
		R6807	D0GAR00J0005	M 0 OHM, 1/16W	1	
		R6854	D0GAR00J0005	M 0 OHM, 1/16W	1	
		R6855	D0GAR00J0005	M 0 OHM, 1/16W	1	
		R6856	D0GAR00J0005	M 0 OHM, 1/16W	1	
		R6857	D0GAR00J0005	M 0 OHM, 1/16W	1	
		R6864	D1BA1622A023	M 16.2KOHM,F,1/16W	1	PAVCCZ
		R8005	D0GA1R1JA023	M 1.1OHM, J,1/16W	1	PAVCCZ
		R8010	D0GA331JA023	M 330 OHM, J,1/16W	1	
		R8051	D0GAR00J0005	M 0 OHM, 1/16W	1	
		R8100	D0GAR00J0005	M 0 OHM, 1/16W	1	
		R8104	D1BA5602A023	M 56KOHM,F. 1/16 W	1	PAVCCZ
		R8105	D1BB2201A195	M 2.2 KOHM, D 1/10 W	1	PAVCCZ
		R8106	D1BB2001A197	M 2 KOHM,F.1/10 W	1	PAVCCZ
		R8200	D1BA2400A023	M 240 OHM,F.1/16 W	1	
		R8203	D1BA2700A023	M 270 OHM,F.1/16 W	1	PAVCCZ
		R8204	D1BA2700A023	M 270 OHM,F.1/16 W	1	PAVCCZ
		R8205	D1BA2700A023	M 270 OHM,F.1/16 W	1	PAVCCZ
		R8206	D1BA2700A023	M 270 OHM,F.1/16 W	1	PAVCCZ
		R8207	D1BA2700A023	M 270 OHM,F.1/16 W	1	PAVCCZ
		R8208	D1BA2700A023	M 270 OHM,F.1/16 W	1	PAVCCZ
		R8217	D0GA221JA023	M220 OHM, J.1/16 W	1	
		R8218	D0GA221JA023	M220 OHM, J.1/16 W	1	
		R8219	D1BA2400A023	M 240 OHM,F.1/16 W	1	
		R8220	D1BA2400A023	M 240 OHM,F.1/16 W	1	
		R8230	D1BA2700A023	M 270 OHM,F.1/16 W	1	PAVCCZ
		R8231	D1BA2700A023	M 270 OHM,F.1/16 W	1	PAVCCZ
		R8232	D1BA2700A023	M 270 OHM,F.1/16 W	1	PAVCCZ
		R8233	D1BA2700A023	M 270 OHM,F.1/16 W	1	PAVCCZ
		R8234	D1BA2400A023	M 240 OHM,F.1/16 W	1	
		R8235	D1BA2700A023	M 270 OHM,F.1/16 W	1	PAVCCZ
		R8236	D1BA2700A023	M 270 OHM,F.1/16 W	1	PAVCCZ
		R8237	D1BA2700A023	M 270 OHM,F.1/16 W	1	PAVCCZ
		R8238	D1BA2700A023	M 270 OHM,F.1/16 W	1	PAVCCZ
		R8239	D1BA2700A023	M 270 OHM,F.1/16 W	1	PAVCCZ
		R8240	D1BA2700A023	M 270 OHM,F.1/16 W	1	PAVCCZ
		R8241	D0GA221JA023	M220 OHM, J.1/16 W	1	
		R8242	D0GA221JA023	M220 OHM, J.1/16 W	1	
		R8243	D1BA2400A023	M 240 OHM,F.1/16 W	1	
		R8244	D1BA2400A023	M 240 OHM,F.1/16 W	1	
		R8250	D1BA2700A023	M 270 OHM,F.1/16 W	1	PAVCCZ
		R8251	D1BA2700A023	M 270 OHM,F.1/16 W	1	PAVCCZ
		R8252	D1BA2700A023	M 270 OHM,F.1/16 W	1	PAVCCZ
		R8253	D1BA2700A023	M 270 OHM,F.1/16 W	1	PAVCCZ
		R8258	D0GA220JA023	M22 OHM, J.1/16 W	1	
		R8263	D0GA220JA023	M22 OHM, J.1/16 W	1	
		R8300	D0GA101JA039	M 100 OHM, J,1/16W	1	PAVCCZ
		R8301	D0GA360JA023	M 36 OHM, J,1/16W	1	
		R8302	D0GA360JA023	M 36 OHM, J,1/16W	1	
		R8303	D1BA6201A023	M 6.2 KOHM,F.1/16 W	1	PAVCCZ
		R8304	D1BA6201A023	M 6.2 KOHM,F.1/16 W	1	PAVCCZ
		R8305	D1H82204A042	NETWORK RESISTER	1	PAVCCZ

# Model No. : TX-P50GT60E,P50GTW60 Parts List

Change	Safety	Ref. No.	Part No.	Part Name & Description	Q'ty	Remarks
		R8306	D1H82204A042	NETWORK RESISTER	1	PAVCCZ
		R8307	D1H82204A042	NETWORK RESISTER	1	PAVCCZ
		R8308	D1H82204A042	NETWORK RESISTER	1	PAVCCZ
		R8309	D1H82204A042	NETWORK RESISTER	1	PAVCCZ
		R8310	D1H82204A042	NETWORK RESISTER	1	PAVCCZ
		R8311	D0GA220JA023	M22 OHM, J.1/16 W	1	
		R8313	D1H82204A042	NETWORK RESISTER	1	PAVCCZ
		R8314	D1H82204A042	NETWORK RESISTER	1	PAVCCZ
		R8315	D1H82204A042	NETWORK RESISTER	1	PAVCCZ
		R8316	D1H82204A042	NETWORK RESISTER	1	PAVCCZ
		R8317	D1H82204A042	NETWORK RESISTER	1	PAVCCZ
		R8318	D1H82204A042	NETWORK RESISTER	1	PAVCCZ
		R8319	D0GA220JA023	M22 OHM, J.1/16 W	1	
		R8400	D0GA470JA023	M 47 OHM, J,1/16W	1	
		R8401	D0GA470JA023	M 47 OHM, J,1/16W	1	
		R8402	D0GA470JA023	M 47 OHM, J,1/16W	1	
		R8403	D0GA470JA023	M 47 OHM, J,1/16W	1	
		R8404	D0GA470JA023	M 47 OHM, J,1/16W	1	
		R8405	D0GA470JA023	M 47 OHM, J,1/16W	1	
		R8409	D1H86804A042	NETWORK RESISTER	1	PAVCCZ
		R8411	D0GA103JA039	M10KOHM, J.1/16 W	1	PAVCCZ
		R8413	D0GA473JA039	M 47KOHM, J,1/16W	1	PAVCCZ
		R8414	D0GA473JA039	M 47KOHM, J,1/16W	1	PAVCCZ
		R8415	D0GA103JA039	M10KOHM, J.1/16 W	1	PAVCCZ
		R8416	D0GA223JA023	M 22K OHM J 1/16W	1	
		R8417	D0GA223JA023	M 22K OHM J 1/16W	1	
		R8418	D0GA223JA023	M 22K OHM J 1/16W	1	
		R8423	D0GA103JA039	M10KOHM, J.1/16 W	1	PAVCCZ
		R8424	D1H84704A042	NETWORK RESISTER	1	PAVCCZ
		R8425	D1H84704A042	NETWORK RESISTER	1	PAVCCZ
		R8426	D0GA103JA039	M10KOHM, J.1/16 W	1	PAVCCZ
		R8427	D0GA103JA039	M10KOHM, J.1/16 W	1	PAVCCZ
		R8441	D0GA103JA039	M10KOHM, J.1/16 W	1	PAVCCZ
		R8443	D1H86804A042	NETWORK RESISTER	1	PAVCCZ
		R8444	D0GA680JA023	M 68 OHM, J,1/16W	1	
		R8445	D0GA680JA023	M 68 OHM, J,1/16W	1	
		R8446	D1H86804A042	NETWORK RESISTER	1	PAVCCZ
		R8447	D1H86804A042	NETWORK RESISTER	1	PAVCCZ
		R8448	D1H84704A042	NETWORK RESISTER	1	PAVCCZ
		R8449	D1H84704A042	NETWORK RESISTER	1	PAVCCZ
		R8450	D1H86804A042	NETWORK RESISTER	1	PAVCCZ
		R8451	D1H86804A042	NETWORK RESISTER	1	PAVCCZ
		R8452	D1H86804A042	NETWORK RESISTER	1	PAVCCZ
		R8453	D1H86804A042	NETWORK RESISTER	1	PAVCCZ
		R8509	D0GA103JA039	M10KOHM, J.1/16 W	1	PAVCCZ
		R8518	D1H8R0040016	NETWORK RESISTER	1	PAVCCZ
		R8601	D1BA75R0A023	M 75.0 OHM,F.1/16 W	1	
		R8602	D1BA75R0A023	M 75.0 OHM,F.1/16 W	1	
		R8603	D1BA75R0A023	M 75.0 OHM,F.1/16 W	1	
		R8604	D1BA75R0A023	M 75.0 OHM,F.1/16 W	1	
		R8606	D1BA6200A023	M 620 OHM,F.1/16 W	1	PAVCCZ
		R8607	D0GA103JA039	M10KOHM, J.1/16 W	1	PAVCCZ
		R8608	D0GA103JA039	M10KOHM, J.1/16 W	1	PAVCCZ
		R8609	D0GA103JA039	M10KOHM, J.1/16 W	1	PAVCCZ
		R8613	D0GA104JA039	M100KOHM, J.1/16 W	1	PAVCCZ
		R8615	D0GAR00J0005	M 0 OHM, 1/16W	1	
		R8616	D0GA473JA039	M 47KOHM, J,1/16W	1	PAVCCZ
		R8617	D0GA103JA039	M10KOHM, J.1/16 W	1	PAVCCZ
		R8618	D0GA103JA039	M10KOHM, J.1/16 W	1	PAVCCZ
		R8620	D0GA103JA039	M10KOHM, J.1/16 W	1	PAVCCZ
		R8622	D0GAR00J0005	M 0 OHM, 1/16W	1	
		R8623	D0GA104JA039	M100KOHM, J.1/16 W	1	PAVCCZ

# Model No. : TX-P50GT60E,P50GTW60 Parts List

Change	Safety	Ref. No.	Part No.	Part Name & Description	Q'ty	Remarks
		R8624	D0GA680JA023	M 68 OHM, J,1/16W	1	
		R8625	D0GA680JA023	M 68 OHM, J,1/16W	1	
		R8626	D0GA680JA023	M 68 OHM, J,1/16W	1	
		R8627	D0GA680JA023	M 68 OHM, J,1/16W	1	
		R8628	D0GA680JA023	M 68 OHM, J,1/16W	1	
		R8629	D0GA680JA023	M 68 OHM, J,1/16W	1	
		R8630	D1H81034A042	NETWORK RESISTER	1	PAVCCZ
		R8632	D1H86804A042	NETWORK RESISTER	1	PAVCCZ
		R8633	D0GA103JA039	M10KOHM, J.1/16 W	1	PAVCCZ
		R8634	D1H86804A042	NETWORK RESISTER	1	PAVCCZ
		R8636	D0GA360JA023	M 36 OHM, J,1/16W	1	
		R8637	D0GA272JA023	M 2.7KOHM, J.1/16W	1	
		R8638	D0GA272JA023	M 2.7KOHM, J.1/16W	1	
		R8639	D0GA103JA039	M10KOHM, J.1/16 W	1	PAVCCZ
		R8640	D0GA103JA039	M10KOHM, J.1/16 W	1	PAVCCZ
		R8643	D0GA272JA023	M 2.7KOHM, J.1/16W	1	
		R8645	D0GA272JA023	M 2.7KOHM, J.1/16W	1	
		R8649	D0GA104JA039	M100KOHM, J.1/16 W	1	PAVCCZ
		R8650	D0GA472JA023	M 4.7KOHM, J,1/16W	1	
		R8651	D0GA152JA023	M 1.5KOHM, J,1/16W	1	
		R8654	D0GA680JA023	M 68 OHM, J,1/16W	1	
		R8655	D0GA680JA023	M 68 OHM, J,1/16W	1	
		R8656	D0GA680JA023	M 68 OHM, J,1/16W	1	
		R8657	D0GA680JA023	M 68 OHM, J,1/16W	1	
		R8658	D0GA680JA023	M 68 OHM, J,1/16W	1	
		R8659	D0GA680JA023	M 68 OHM, J,1/16W	1	
		R8660	D0GA680JA023	M 68 OHM, J,1/16W	1	
		R8661	D0GA680JA023	M 68 OHM, J,1/16W	1	
		R8662	D0GA680JA023	M 68 OHM, J,1/16W	1	
		R8663	D0GA680JA023	M 68 OHM, J,1/16W	1	
		R8664	D0GA680JA023	M 68 OHM, J,1/16W	1	
		R8665	D0GA680JA023	M 68 OHM, J,1/16W	1	
		R8666	D0GA472JA023	M 4.7KOHM, J,1/16W	1	
		R8668	D0GA472JA023	M 4.7KOHM, J,1/16W	1	
		R8670	D1BA2491A023	M 2.49KOHM,F,1/16W	1	PAVCCZ
		R8675	D1H81034A042	NETWORK RESISTER	1	PAVCCZ
		R8679	D0GA273JA023	M 27K OHM J ,1/16W	1	
		R8680	D0GAR00J0005	M 0 OHM, 1/16W	1	
		R8681	D0GA472JA023	M 4.7KOHM, J,1/16W	1	
		R8683	D0GA472JA023	M 4.7KOHM, J,1/16W	1	
		R8686	D1BA30R0A023	M 30 OHM,F. 1/16 W	1	PAVCCZ
		R8687	D0GA680JA023	M 68 OHM, J,1/16W	1	
		R8693	D0GBR00J0004	M 0 OHM J 1/10W	1	
		R8694	D1BA3742A023	M 37.4 KOHM,F.1/16 W	1	PAVCCZ
		R8695	D1BA1822A023	M 18.2KOHM,F.1/16 W	1	PAVCCZ
		R8696	D1BA3742A023	M 37.4 KOHM,F.1/16 W	1	PAVCCZ
		R8697	D0GA104JA039	M100KOHM, J.1/16 W	1	PAVCCZ
		R8698	D0GA103JA039	M10KOHM, J.1/16 W	1	PAVCCZ
		R8699	D0GA103JA039	M10KOHM, J.1/16 W	1	PAVCCZ
		R8708	D0GF471JA048	M 470 OHM,J.1/4 W	1	PAVCCZ
		R8711	D0GA473JA039	M 47KOHM, J,1/16W	1	PAVCCZ
		R8725	D0GA473JA039	M 47KOHM, J,1/16W	1	PAVCCZ
		R8739	D1H8R0040016	NETWORK RESISTER	1	PAVCCZ
		R8740	D1H8R0040016	NETWORK RESISTER	1	PAVCCZ
		R8741	D0GA360JA023	M 36 OHM, J,1/16W	1	
		R8742	D0GA223JA023	M 22K OHM J 1/16W	1	
		R8746	D1BA6802A023	M 68 KOHM,F.1/16 W	1	PAVCCZ
		R8747	D1BA2102A023	M 21KOHM,F,1/16W	1	PAVCCZ
		R8751	D1BB4301A195	M 4.3 KOHM,D.1/10 W	1	PAVCCZ
		R8752	D1BB7870A106	M 787 OHM,F.1/10W	1	PAVCCZ
		R8753	D1BA2402A023	M 24KOHM,F,1/16W	1	PAVCCZ
		R8771	D0GA272JA023	M 2.7KOHM, J.1/16W	1	

# Model No. : TX-P50GT60E,P50GTW60 Parts List

Change	Safety	Ref. No.	Part No.	Part Name & Description	Q'ty	Remarks
		R8772	D0GA332JA023	M 3.3KOHM, J,1/16W	1	
		R8773	D0GA102JA039	M1KOHM, J.1/16 W	1	PAVCCZ
		R8775	D0GA104JA039	M100KOHM, J.1/16 W	1	PAVCCZ
		R8776	D0GA102JA039	M1KOHM, J.1/16 W	1	PAVCCZ
		R8777	D0GA472JA023	M 4.7KOHM, J,1/16W	1	
		R8778	D0GA472JA023	M 4.7KOHM, J,1/16W	1	
		R8785	D0GA103JA039	M10KOHM, J.1/16 W	1	PAVCCZ
		R8788	D0GA102JA039	M1KOHM, J.1/16 W	1	PAVCCZ
		R8792	D0GA103JA039	M10KOHM, J.1/16 W	1	PAVCCZ
		R8799	D1BA3742A023	M 37.4 KOHM,F.1/16 W	1	PAVCCZ
		R8800	D0GA103JA039	M10KOHM, J.1/16 W	1	PAVCCZ
		R8816	D0GA103JA039	M10KOHM, J.1/16 W	1	PAVCCZ
		R8817	D0GA102JA039	M1KOHM, J.1/16 W	1	PAVCCZ
		R8819	D0GA103JA039	M10KOHM, J.1/16 W	1	PAVCCZ
		R8820	D0GA103JA039	M10KOHM, J.1/16 W	1	PAVCCZ
		R8821	D0GA103JA039	M10KOHM, J.1/16 W	1	PAVCCZ
		R8833	D0GA102JA039	M1KOHM, J.1/16 W	1	PAVCCZ
		R8851	D0GA103JA039	M10KOHM, J.1/16 W	1	PAVCCZ
		R8852	D0GA103JA039	M10KOHM, J.1/16 W	1	PAVCCZ
		R8855	D0GA102JA039	M1KOHM, J.1/16 W	1	PAVCCZ
		R8858	D0GA103JA039	M10KOHM, J.1/16 W	1	PAVCCZ
		R8859	D0GA103JA039	M10KOHM, J.1/16 W	1	PAVCCZ
		R8900	D1H86804A042	NETWORK RESISTER	1	PAVCCZ
		R8901	D1H86804A042	NETWORK RESISTER	1	PAVCCZ
		R8903	D0GA680JA023	M 68 OHM, J,1/16W	1	
		R8905	D1H86804A042	NETWORK RESISTER	1	PAVCCZ
		R8906	D0GA472JA023	M 4.7KOHM, J,1/16W	1	
		R8907	D0GA272JA023	M 2.7KOHM, J.1/16W	1	
		R8908	D1H86804A042	NETWORK RESISTER	1	PAVCCZ
		R8909	D1H86804A042	NETWORK RESISTER	1	PAVCCZ
		R8910	D0GA103JA039	M10KOHM, J.1/16 W	1	PAVCCZ
		R8917	D0GA103JA039	M10KOHM, J.1/16 W	1	PAVCCZ
		R9039	D0GA473JA039	M 47KOHM, J,1/16W	1	PAVCCZ
		R9105	D0GA473JA039	M 47KOHM, J,1/16W	1	PAVCCZ
		R9117	D1BB1872A073	M 18.7 KOHM, F 1/10 W	1	PAVCCZ
		R9118	D1BB1002A195	M 10 KOHM, D 1/10 W	1	PAVCCZ
		R9119	D1BA8201A023	M 8.2 KOHM,F.1/16 W	1	PAVCCZ
		R9126	D0GA101JA039	M 100 OHM, J,1/16W	1	PAVCCZ
		R9160	D0GA103JA039	M10KOHM, J.1/16 W	1	PAVCCZ
		R9163	D0GA103JA039	M10KOHM, J.1/16 W	1	PAVCCZ
		R9164	D0GA103JA039	M10KOHM, J.1/16 W	1	PAVCCZ
		R9165	D0GA473JA039	M 47KOHM, J,1/16W	1	PAVCCZ
		R9168	D0GA472JA023	M 4.7KOHM, J,1/16W	1	
		R9197	D0GA103JA039	M10KOHM, J.1/16 W	1	PAVCCZ
		R9198	D1H86804A042	NETWORK RESISTER	1	PAVCCZ
		R9205	D0GA102JA039	M1KOHM, J.1/16 W	1	PAVCCZ
		R9206	D0GA103JA039	M10KOHM, J.1/16 W	1	PAVCCZ
		R9207	D1H84704A042	NETWORK RESISTER	1	PAVCCZ
		R9208	D1H86804A042	NETWORK RESISTER	1	PAVCCZ
		R9209	D1H84704A042	NETWORK RESISTER	1	PAVCCZ
		R9231	D0GA101JA039	M 100 OHM, J,1/16W	1	PAVCCZ
		R9232	D0GA101JA039	M 100 OHM, J,1/16W	1	PAVCCZ
		R9247	D0GA680JA023	M 68 OHM, J,1/16W	1	
		R9248	D0GA473JA039	M 47KOHM, J,1/16W	1	PAVCCZ
		R9249	D0GA472JA023	M 4.7KOHM, J,1/16W	1	
		R9250	D0GA472JA023	M 4.7KOHM, J,1/16W	1	
		R9252	D0GA680JA023	M 68 OHM, J,1/16W	1	
		R9255	D0GA680JA023	M 68 OHM, J,1/16W	1	
		R9256	D0GA272JA023	M 2.7KOHM, J.1/16W	1	
		R9258	D0GA680JA023	M 68 OHM, J,1/16W	1	
		R9259	D0GA680JA023	M 68 OHM, J,1/16W	1	
		R9320	D0GA182JA023	M 1.8KOHM, J,0.063W	1	



# Model No. : TX-P50GT60E,P50GTW60 Parts List

Change	Safety	Ref. No.	Part No.	Part Name & Description	Q'ty	Remarks
		R9321	D0GA105JA023	M 1M OHM, J,1/16W	1	
		R9324	D0GA162JA023	M 1.6KOHM, J,1/16W	1	PAVCCZ
		R9325	D0GA162JA023	M 1.6KOHM, J,1/16W	1	PAVCCZ
		R9326	D0GA162JA023	M 1.6KOHM, J,1/16W	1	PAVCCZ
		R9327	D0GA162JA023	M 1.6KOHM, J,1/16W	1	PAVCCZ
		R9400	D1H81034A042	NETWORK RESISTER	1	PAVCCZ
		R9401	D1H81034A042	NETWORK RESISTER	1	PAVCCZ
		R9402	D1H81034A042	NETWORK RESISTER	1	PAVCCZ
		R9403	D0GA103JA039	M10KOHM, J.1/16 W	1	PAVCCZ
		R9405	D1H86804A042	NETWORK RESISTER	1	PAVCCZ
		R9410	D1H81034A042	NETWORK RESISTER	1	PAVCCZ
		R9411	D0GA103JA039	M10KOHM, J.1/16 W	1	PAVCCZ
		R9413	D0GA680JA023	M 68 OHM, J,1/16W	1	
		R9448	D1H84704A042	NETWORK RESISTER	1	PAVCCZ
		R9449	D1H84704A042	NETWORK RESISTER	1	PAVCCZ
		R9450	D0GA103JA039	M10KOHM, J.1/16 W	1	PAVCCZ
		R9451	D1H82204A042	NETWORK RESISTER	1	PAVCCZ
		R9452	D1H82204A042	NETWORK RESISTER	1	PAVCCZ
		R9500	D0GA331JA023	M 330 OHM, J,1/16W	1	
		R9501	D0GA105JA023	M 1M OHM, J,1/16W	1	
		R9503	D1BB6800A196	M 680 OHM,D.1/10W	1	PAVCCZ
		R9504	D1BB1301A195	M 1.3KOHM,J.1/10W	1	PAVCCZ
		R9505	D1BB1202A195	M 12 KOHM, D 1/10 W	1	PAVCCZ
		R9506	D1BB1002A195	M 10 KOHM, D 1/10 W	1	PAVCCZ
		R9508	D1BA5602A023	M 56KOHM,F. 1/16 W	1	PAVCCZ
		R9509	D1H82204A042	NETWORK RESISTER	1	PAVCCZ
		R9510	D1H82204A042	NETWORK RESISTER	1	PAVCCZ
		R9511	D1H82204A042	NETWORK RESISTER	1	PAVCCZ
		R9512	D1H82204A042	NETWORK RESISTER	1	PAVCCZ
		R9513	D1H82204A042	NETWORK RESISTER	1	PAVCCZ
		R9514	D1H83304A042	NETWORK RESISTER	1	PAVCCZ
		R9515	D0GA220JA023	M22 OHM, J.1/16 W	1	
		R9516	D0GA220JA023	M22 OHM, J.1/16 W	1	
		R9521	D1BA2400A023	M 240 OHM,F.1/16 W	1	
		R9524	D1BA2700A023	M 270 OHM,F.1/16 W	1	PAVCCZ
		R9528	D1BA2700A023	M 270 OHM,F.1/16 W	1	PAVCCZ
		R9529	D1BA2700A023	M 270 OHM,F.1/16 W	1	PAVCCZ
		R9530	D1BA2700A023	M 270 OHM,F.1/16 W	1	PAVCCZ
		R9531	D1BA2700A023	M 270 OHM,F.1/16 W	1	PAVCCZ
		R9532	D1BA2700A023	M 270 OHM,F.1/16 W	1	PAVCCZ
		R9533	D0GA221JA023	M220 OHM, J.1/16 W	1	
		R9534	D0GA221JA023	M220 OHM, J.1/16 W	1	
		R9535	D1BA2400A023	M 240 OHM,F.1/16 W	1	
		R9536	D1BA2400A023	M 240 OHM,F.1/16 W	1	
		R9537	D0GA331JA023	M 330 OHM, J,1/16W	1	
		R9540	D0GAR00J0005	M 0 OHM, 1/16W	1	
		R9546	D1BA4701A023	M 4.7KOHM,F 1/16 W	1	PAVCCZ
		R9600	D0GA680JA023	M 68 OHM, J,1/16W	1	
		R9601	D0GA680JA023	M 68 OHM, J,1/16W	1	
		R9602	D0GA103JA039	M10KOHM, J.1/16 W	1	PAVCCZ
		R9606	D0GA103JA039	M10KOHM, J.1/16 W	1	PAVCCZ
		R9607	D0GA103JA039	M10KOHM, J.1/16 W	1	PAVCCZ
		R9647	D0GA103JA039	M10KOHM, J.1/16 W	1	PAVCCZ
		R9648	D0GA680JA023	M 68 OHM, J,1/16W	1	
		R9650	D0GA103JA039	M10KOHM, J.1/16 W	1	PAVCCZ
		R9653	D0GA272JA023	M 2.7KOHM, J.1/16W	1	
		R9654	D0GA272JA023	M 2.7KOHM, J.1/16W	1	
		R9656	D1H86804A042	NETWORK RESISTER	1	PAVCCZ
		R9657	D1H86804A042	NETWORK RESISTER	1	PAVCCZ
		R9662	D0GA680JA023	M 68 OHM, J,1/16W	1	
		R9663	D0GA103JA039	M10KOHM, J.1/16 W	1	PAVCCZ
		R9664	D0GA103JA039	M10KOHM, J.1/16 W	1	PAVCCZ

# Model No. : TX-P50GT60E,P50GTW60 Parts List

Change	Safety	Ref. No.	Part No.	Part Name & Description	Q'ty	Remarks
		R9672	D0GA102JA039	M1KOHM, J.1/16 W	1	PAVCCZ
		R9673	D0GA102JA039	M1KOHM, J.1/16 W	1	PAVCCZ
		R9677	D0GA103JA039	M10KOHM, J.1/16 W	1	PAVCCZ
		R9678	D0GA103JA039	M10KOHM, J.1/16 W	1	PAVCCZ
		R9679	D0GA103JA039	M10KOHM, J.1/16 W	1	PAVCCZ
		R9680	D0GA103JA039	M10KOHM, J.1/16 W	1	PAVCCZ
		R9681	D0GA103JA039	M10KOHM, J.1/16 W	1	PAVCCZ
		R9683	D0GA103JA039	M10KOHM, J.1/16 W	1	PAVCCZ
		R9688	D0GA103JA039	M10KOHM, J.1/16 W	1	PAVCCZ
		R9690	D0GA103JA039	M10KOHM, J.1/16 W	1	PAVCCZ
		R9692	D0GA332JA023	M 3.3KOHM, J,1/16W	1	
		R9693	D0GA332JA023	M 3.3KOHM, J,1/16W	1	
		R9694	D0GA103JA039	M10KOHM, J.1/16 W	1	PAVCCZ
		R9701	D0GA360JA023	M 36 OHM, J,1/16W	1	
		R9702	D1BA3002A023	M 30KOHM,F. 1/16 W	1	PAVCCZ
		R9704	D1BA6802A023	M 68 KOHM,F.1/16 W	1	PAVCCZ
		R9705	D1BA2152A023	M 21.5KOHM,F.1/16 W	1	PAVCCZ
		R9802	D1BA3742A023	M 37.4 KOHM,F.1/16 W	1	PAVCCZ
		R9811	D1BA5101A023	M 5.1 KOHM,F 1/16 W	1	PAVCCZ
		R9812	D1BA2401A023	M 2.4KOHM,F,1/16W	1	PAVCCZ
		R9813	D0GA101JA039	M 100 OHM, J,1/16W	1	PAVCCZ
		R9907	D0GA101JA039	M 100 OHM, J,1/16W	1	PAVCCZ
		R9935	D0GA680JA023	M 68 OHM, J,1/16W	1	
		R9937	D0GA680JA023	M 68 OHM, J,1/16W	1	
		R9941	D0GA102JA039	M1KOHM, J.1/16 W	1	PAVCCZ
		R9943	D0GA102JA039	M1KOHM, J.1/16 W	1	PAVCCZ
		R9946	D0GA103JA039	M10KOHM, J.1/16 W	1	PAVCCZ
		R16001	D0GF7R5JA047	M 7.5 OHM,J, 1/3W	1	
		R16002	D0GF7R5JA047	M 7.5 OHM,J, 1/3W	1	
		R16021	D0GF7R5JA047	M 7.5 OHM,J, 1/3W	1	
		R16023	D0GF7R5JA047	M 7.5 OHM,J, 1/3W	1	
		R16031	D0GF473JA048	M 47KOHM,J,1/3W	1	
		R16032	D0GF473JA048	M 47KOHM,J,1/3W	1	
		R16042	D0GF5R6JA047	M 5.6 OHM,J, 1/3W	1	
		R16052	D0GF5R6JA047	M 5.6 OHM,J, 1/3W	1	
		R16072	D0D2180JA003	M 18 OHM,J,2W	1	PAVCCZ
		R16073	D0D2180JA003	M 18 OHM,J,2W	1	PAVCCZ
		R16101	D0GD3R3JA059	M 3.3 OHM,J, 1/4W	1	PAVCCZ
		R16102	D0GD3R3JA059	M 3.3 OHM,J, 1/4W	1	PAVCCZ
		R16105	D0GF474JA048	M 470KOHM,J,1/3W	1	
		R16109	D0GD100JA059	M 10 OHM,J,1/4W	1	
		R16130	D0GA103JA023	M10KOHM, J.1/16 W	1	
		R16132	D0GB220JA065	M 22 OHM J 1/10W	1	
		R16133	D1BD2700A066	M 270 OHM,F.1/8W	1	PAVCCZ
		R16137	D0GZ1R0JA020	M 1 OHM, J,1/2W	1	
		R16138	D0GF911JA048	M 910 OHM,J,1/4W	1	PAVCCZ
		R16139	D0GA103JA023	M10KOHM, J.1/16 W	1	
		R16152	D0GB220JA065	M 22 OHM J 1/10W	1	
		R16153	D1BD2700A066	M 270 OHM,F.1/8W	1	PAVCCZ
		R16191	D1BD2700A066	M 270 OHM,F.1/8W	1	PAVCCZ
		R16192	D0GA103JA023	M10KOHM, J.1/16 W	1	
		R16193	D0GF102JA048	M 1KOHM,J, 1/4W	1	
		R16194	D0GD100JA059	M 10 OHM,J,1/4W	1	
		R16195	D0GF1R0JA047	M 1 OHM,J,1/3W	1	
		R16196	D0GD472JA052	M 4.7KOHM,J,1/8W	1	
		R16197	D0GF152JA048	M 1.5 KOHM,J,1/4W	1	PAVCCZ
		R16230	D0GD470JA052	M 47 OHM,J,1/8W	1	
		R16231	D1H84724A041	NETWORK RESISTER	1	PAVCCZ
		R16241	D1H84704A041	NETWORK RESISTER	1	PAVCCZ
		R16242	D1H84724A041	NETWORK RESISTER	1	PAVCCZ
		R16244	D0GA223JA023	M 22K OHM J 1/16W	1	
		R16252	D0GF563JA048	M 56 KOHM,J,1/3W	1	

# Model No. : TX-P50GT60E,P50GTW60 Parts List

Change	Safety	Ref. No.	Part No.	Part Name & Description	Q'ty	Remarks
		R16253	D1BD1003A066	M 100KOHM,F.1/8 W	1	
		R16254	D1BD4422A066	M 44.2KOHM,F.1/8W	1	PAVCCZ
		R16255	D0GA103JA023	M10KOHM, J.1/16 W	1	
		R16257	D0GA473JA023	M 47KOHM, J,1/16W	1	
		R16280	D0GA222JA023	M 2.2KOHM, J,1/16W	1	
		R16283	D0GA473JA023	M 47KOHM, J,1/16W	1	
		R16285	D1H86234A041	NETWORK RESISTER	1	PAVCCZ
		R16287	D0GF334JA047	M 330KOHM,J,1/3W	1	
		R16290	D0GF334JA047	M 330KOHM,J,1/3W	1	
		R16291	D0GA103JA023	M10KOHM, J.1/16 W	1	
		R16307	D1BD8252A147	M 82.5KOHM,D.1/8W	1	PAVCCZ
		R16309	D0GF273JA054	M 27 KOHM. 1/2W	1	PAVCCZ
		R16312	D0GF273JA054	M 27 KOHM. 1/2W	1	PAVCCZ
		R16318	D1BD8452A147	M 84.5KOHM,D.1/8W	1	PAVCCZ
		R16319	D1BD2491A147	M 2.49KOHM,F.1/8W	1	PAVCCZ
		R16320	ERJ14YJ823	M 82KOHM, J, 1/2W	1	PAVCCZ
		R16330	D0GB102JA065	M 1KOHM,J,1/10W	1	
		R16332	D0GA474JA023	M470KOHM, J,0.063W	1	
		R16334	D0GA472JA023	M 4.7KOHM, J,1/16W	1	
		R16335	D0GB102JA065	M 1KOHM,J,1/10W	1	
		R16340	D0GD104JA052	M 100KOHM,J,1/8W	1	
		R16341	D0GD104JA052	M 100KOHM,J,1/8W	1	
		R16351	D0GB623JA065	M 62KOHM, J,1/10W	1	PAVCCZ
		R16354	D0GF334JA047	M 330KOHM,J,1/3W	1	
		R16356	D0GB102JA065	M 1KOHM,J,1/10W	1	
		R16402	D0GF7R5JA047	M 7.5 OHM,J, 1/3W	1	
		R16403	D0GF7R5JA047	M 7.5 OHM,J, 1/3W	1	
		R16411	D1BD2700A066	M 270 OHM,F.1/8W	1	PAVCCZ
		R16412	D1BD2700A066	M 270 OHM,F.1/8W	1	PAVCCZ
		R16414	D0GA103JA023	M10KOHM, J.1/16 W	1	
		R16416	D0GA103JA023	M10KOHM, J.1/16 W	1	
		R16421	D0GF7R5JA047	M 7.5 OHM,J, 1/3W	1	
		R16422	D0GF7R5JA047	M 7.5 OHM,J, 1/3W	1	
		R16432	D0D2180JA003	M 18 OHM,J,2W	1	PAVCCZ
		R16433	D0D2180JA003	M 18 OHM,J,2W	1	PAVCCZ
		R16441	D0GF5R6JA047	M 5.6 OHM,J, 1/3W	1	
		R16452	D0GF5R6JA047	M 5.6 OHM,J, 1/3W	1	
		R16466	D0GF473JA048	M 47KOHM,J,1/3W	1	
		R16467	D0GF473JA048	M 47KOHM,J,1/3W	1	
		R16471	D0GA203JA023	M 20K OHM J.1/16W	1	
		R16472	D0GA222JA023	M 2.2KOHM, J,1/16W	1	
		R16473	D0GD561JA052	M 560 OHM,J,1/8W	1	
		R16474	D0GA102JA023	M1KOHM, J.1/16 W	1	
		R16475	D0GA472JA023	M 4.7KOHM, J,1/16W	1	
		R16476	D1H82224A041	NETWORK RESISTER	1	PAVCCZ
		R16478	D0GD203JA052	M 20KOHM,J,1/8W	1	
		R16479	D0GD100JA052	M 10 OHM,J,1/8W	1	
		R16480	D0GD104JA052	M 100KOHM,J,1/8W	1	
		R16490	D1BD1203A147	M 120KOHM,F.1/8 W	1	PAVCCZ
		R16491	D1BD1203A147	M 120KOHM,F.1/8 W	1	PAVCCZ
		R16492	D1BD1203A147	M 120KOHM,F.1/8 W	1	PAVCCZ
		R16493	D1BD5111A147	M 5.11KOHM,F.1/8W	1	PAVCCZ
		R16503	D0GF7R5JA047	M 7.5 OHM,J, 1/3W	1	
		R16505	D0GF102JA048	M 1KOHM,J, 1/4W	1	
		R16508	D0GB221JA065	M 220 OHM J 1/10W	1	
		R16522	D0GB221JA065	M 220 OHM J 1/10W	1	
		R16534	D0GF911JA048	M 910 OHM,J,1/4W	1	PAVCCZ
		R16536	D0GF1R0JA047	M 1 OHM,J,1/3W	1	
		R16561	D1H84704A041	NETWORK RESISTER	1	PAVCCZ
		R16562	D1H84704A041	NETWORK RESISTER	1	PAVCCZ
		R16563	D1H84704A041	NETWORK RESISTER	1	PAVCCZ
		R16564	D0GA470JA023	M 47 OHM, J,1/16W	1	

# Model No. : TX-P50GT60E,P50GTW60 Parts List

Change	Safety	Ref. No.	Part No.	Part Name & Description	Q'ty	Remarks
		R16581	D0GA103JA023	M10KOHM, J.1/16 W	1	
		R16582	D0GF563JA048	M 56 KOHM, J,1/3W	1	
		R16583	D1BD1003A066	M 100KOHM,F.1/8 W	1	
		R16584	D1BD3742A066	M 37.4KOHM,F.1/8W	1	PAVCCZ
		R16585	D0GA473JA023	M 47KOHM, J,1/16W	1	
		R16588	D0GA223JA023	M 22K OHM J 1/16W	1	
		R16601	D0GF1R0JA047	M 1 OHM, J,1/3W	1	
		R16602	D0GB220JA065	M 22 OHM J 1/10W	1	
		R16604	D0GD331JA052	M 330 OHM, J,1/8W	1	
		R16607	D1BB2262A073	M 22.6KOHM,F.1/10W	1	PAVCCZ
		R16609	D0GF102JA047	M 1KOHM, J, 1/3W	1	
		R16610	D0GA104JA023	M 100KOHM, J.1/16 W	1	
		R16612	D0GD470JA059	M 47 OHM, J,1/4W	1	
		R16615	D1BB4990A073	M 499 OHM,F.1/10W	1	PAVCCZ
		R16616	D1BB2611A073	M 2.61KOHM,F.1/10W	1	PAVCCZ
		R16618	D0GB100JA065	M 10 OHM J 1/10W	1	
		R16623	D0GD221JA052	M 220 OHM, J 1/8W	1	
		R16624	D0GD221JA052	M 220 OHM, J 1/8W	1	
		R16646	D0GF152JA048	M 1.5 KOHM, J,1/4W	1	PAVCCZ
		R16647	D0GF152JA048	M 1.5 KOHM, J,1/4W	1	PAVCCZ
		R16649	D0GD101JA059	M 100 OHM, J,1/4W	1	
		R16650	D0GA473JA023	M 47KOHM, J,1/16W	1	
		R16651	D0GF1R0JA047	M 1 OHM, J,1/3W	1	
		R16652	D0GF152JA048	M 1.5 KOHM, J,1/4W	1	PAVCCZ
		R16658	D1BD4421A147	M 4.42KOHM,D.1/8W	1	PAVCCZ
		R16660	D1BD2321A147	M 2.32 KOHM,D.1/8W	1	PAVCCZ
		R16661	D0GD100JA059	M 10 OHM, J,1/4W	1	
		R16663	D1BD9531A147	M 9.53KOHM,D.1/8W	1	PAVCCZ
		R16665	D0GD222JA052	M 2.2KOHM, J,1/8W	1	
		R16666	D1BB1003A074	M 100 KOHM,F.1/10 W	1	PAVCCZ
		R16674	D0GF102JA047	M 1KOHM, J, 1/3W	1	
		R16675	D0GA103JA023	M10KOHM, J.1/16 W	1	
		R16676	D1BD2700A066	M 270 OHM, F.1/8W	1	PAVCCZ
		R16677	D0GF102JA047	M 1KOHM, J, 1/3W	1	
		R16678	D0GF102JA047	M 1KOHM, J, 1/3W	1	
		R16683	D0GD100JA059	M 10 OHM, J,1/4W	1	
		R16684	D0GD100JA059	M 10 OHM, J,1/4W	1	
		R16685	D1BD1500A066	M 150 OHM, F.1/8 W	1	PAVCCZ
		R16686	D0GA103JA023	M10KOHM, J.1/16 W	1	
		R16696	D0D52R2KA038	W 2.2OHM, K, 5W	1	PAVCCZ
		R16719	D0GB220JA065	M 22 OHM J 1/10W	1	
		R16721	D1H82204A041	NETWORK RESISTER	1	PAVCCZ
		R16761	D0GD100JA059	M 10 OHM, J,1/4W	1	
		R16763	D0GA473JA023	M 47KOHM, J,1/16W	1	
		R16772	D0GA472JA023	M 4.7KOHM, J,1/16W	1	
		R16773	D0GD102JA052	M 1.0KOHM, J,1/8W	1	
		R16776	D0GD470JA052	M 47 OHM, J,1/8W	1	
		R16786	D1BD5902A066	M 59 KOHM, F.1/8W	1	PAVCCZ
		R16815	D0GA103JA023	M10KOHM, J.1/16 W	1	
		R16821	D0GD104JA052	M 100KOHM, J,1/8W	1	
		R16822	D1BD8202A066	M 82KOHM, F.1/8W	1	PAVCCZ
		R16823	D1BD6192A066	M 61.9KOHM, F.1/8W	1	PAVCCZ
		R16824	D1BD3742A066	M 37.4KOHM, F.1/8W	1	PAVCCZ
		R16825	D0GD104JA052	M 100KOHM, J,1/8W	1	
		R16826	D0GA472JA023	M 4.7KOHM, J,1/16W	1	
		R16829	D0GA102JA023	M1KOHM, J.1/16 W	1	
		R16831	D1BD6812A147	M 68.1KOHM, F.1/8W	1	PAVCCZ
		R16832	D1BD7152A147	M 71.5KOHM, F.1/8W	1	PAVCCZ
		R16833	D0GF683JA048	M 68 KOHM, J,1/4W	1	PAVCCZ
		R16834	D0GF683JA048	M 68 KOHM, J,1/4W	1	PAVCCZ
		R16835	D0GF683JA048	M 68 KOHM, J,1/4W	1	PAVCCZ
		R16836	D0GF683JA048	M 68 KOHM, J,1/4W	1	PAVCCZ







# Model No. : TX-P50GT60E,P50GTW60 Parts List

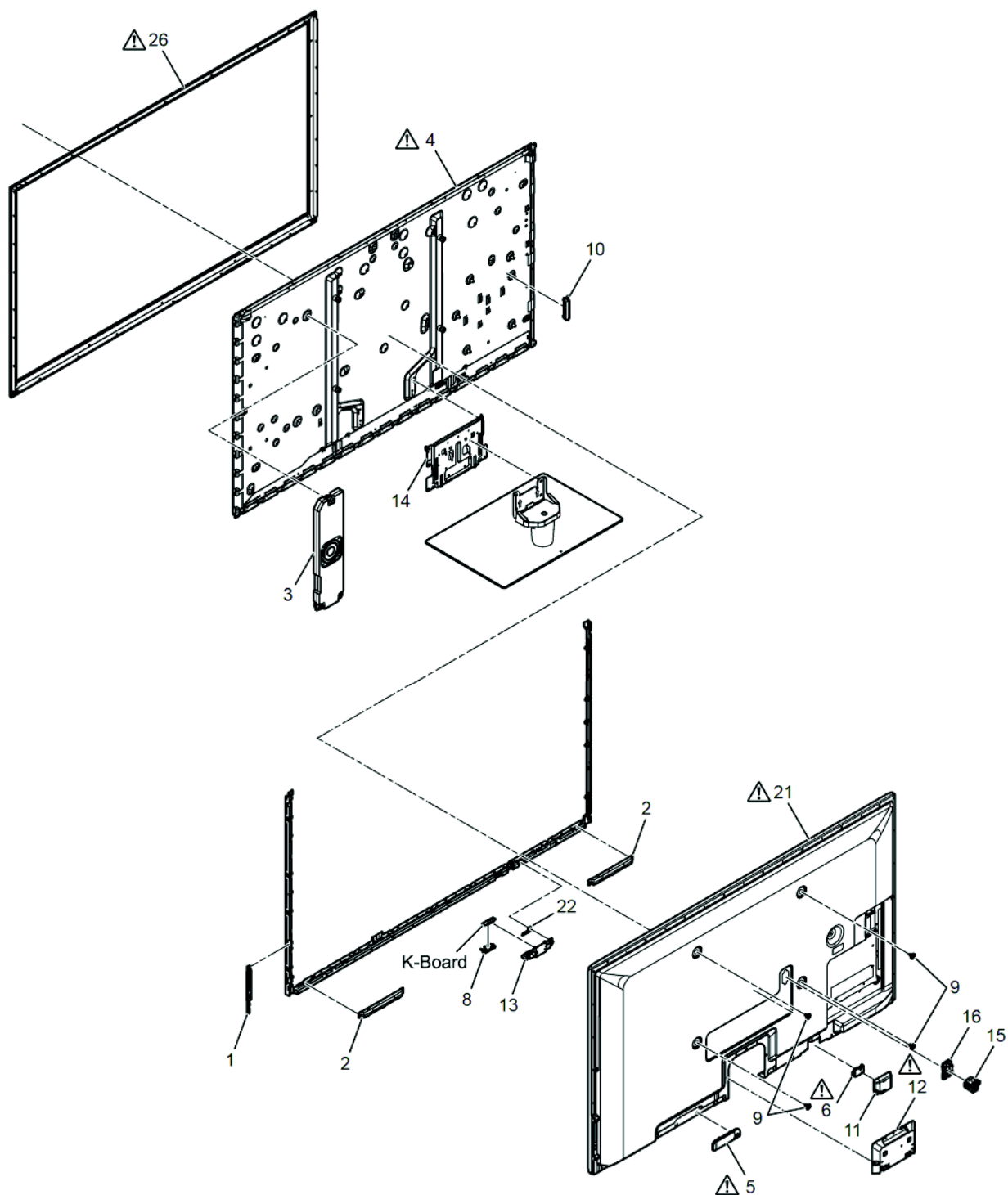
Change	Safety	Ref. No.	Part No.	Part Name & Description	Q'ty	Remarks
		R16841	D0GA472JA023	M 4.7KOHM, J,1/16W	1	
		R16842	D0GD102JA052	M 1.0KOHM, J,1/8W	1	
		R16844	ERA6YEB242	M 2.4KOHM, B 1/10W	1	
		R16845	D1BD6812A147	M 68.1KOHM, F.1/8W	1	PAVCCZ
		R16846	D1BD5762A147	M 57.6KOHM, F.1/8W	1	PAVCCZ
		R16847	D1BD6492A147	M 64.9KOHM, F.1/8W	1	PAVCCZ
		R16851	D0GA474JA023	M470KOHM, J,0.063W	1	
		R16852	D0GA474JA023	M470KOHM, J,0.063W	1	
		R16856	D0GA102JA023	M1KOHM, J.1/16 W	1	
		R16873	ERA6YEB242	M 2.4KOHM, B 1/10W	1	
		R16890	D1BF8252A098	M 82.5 KOHM, F.1/4W	1	PAVCCZ
		R16891	D1BF8252A098	M 82.5 KOHM, F.1/4W	1	PAVCCZ
		R16892	D1BF8252A098	M 82.5 KOHM, F.1/4W	1	PAVCCZ
		R16894	D1BB1621A074	M 1.62KOHM, D 1/10 W	1	PAVCCZ
		R16896	D1BB5361A074	M 5.36 KOHM, D.1/10W	1	PAVCCZ
		R16897	D1BB5492A073	M 54.9 KOHM, F.1/10W	1	PAVCCZ
		R16898	D1BB9760A073	M 976 OHM, F.1/10W	1	PAVCCZ
		R16902	D0GB6R2JA065	M 6.2 OHM J 1/10W	1	
		R16903	D1BB1621A073	M 1.62KOHM, F 1/10 W	1	PAVCCZ
		R16904	D1BB5231A073	M 5.23 KOHM, F.1/10W	1	PAVCCZ
		R16920	D0GA101JA023	M 100 OHM, J,1/16W	1	
		R16921	D1BB4991A073	M 4.99 KOHM, F.1/10W	1	PAVCCZ
		R16922	D1BB2152A073	M 21.5 KOHM, F.1/10 W	1	PAVCCZ
		R16924	D1BB3651A074	M 3.65 KOHM, D.1/10 W	1	PAVCCZ
		R16927	D0GB221JA065	M 220 OHM J 1/10W	1	
		R16931	D1BF2R70A073	M 2.7 OHM, F.1/8W	1	PAVCCZ
		R16932	D0GD223JA052	M 22KOHM, J,1/8W	1	
		R16937	D0GA184JA023	M 180KOHM J.1/16W	1	
		R16939	D0GA472JA023	M 4.7KOHM, J,1/16W	1	
		R16940	D0GA472JA023	M 4.7KOHM, J,1/16W	1	
		R16945	D0GA471JA023	M 470OHM, J,1/16W	1	
		R16946	D0GA221JA023	M220 OHM, J.1/16 W	1	
		R16947	D0GA472JA023	M 4.7KOHM, J,1/16W	1	
		R16948	D0GA471JA023	M 470OHM, J,1/16W	1	
		R16992	D0GD104JA052	M 100KOHM, J,1/8W	1	
		R16993	D0GD104JA052	M 100KOHM, J,1/8W	1	
		R16994	D0GD104JA052	M 100KOHM, J,1/8W	1	
		R17116	D0GB101JA065	M 100 OHM, J,1/10W	1	
		R17117	D0GB101JA065	M 100 OHM, J,1/10W	1	
		R17118	D0GB101JA065	M 100 OHM, J,1/10W	1	
		R17119	D0GB101JA065	M 100 OHM, J,1/10W	1	
		R17120	D0GB101JA065	M 100 OHM, J,1/10W	1	
		R17121	D0GBR00J0004	M 0 OHM J 1/10W	1	
		R17122	D0GBR00J0004	M 0 OHM J 1/10W	1	
		R17123	D0GBR00J0004	M 0 OHM J 1/10W	1	
		R17124	D0GB101JA065	M 100 OHM, J,1/10W	1	
		R17125	D0GB101JA065	M 100 OHM, J,1/10W	1	
		R17126	D0GB101JA065	M 100 OHM, J,1/10W	1	
		R17127	D0GB101JA065	M 100 OHM, J,1/10W	1	
		R17128	D0GB101JA065	M 100 OHM, J,1/10W	1	
		R17129	D0GB101JA065	M 100 OHM, J,1/10W	1	
		R17130	D0GB101JA065	M 100 OHM, J,1/10W	1	
		R17131	D0GF1R0JA047	M 1 OHM, J,1/3W	1	
		R17133	D0GF1R0JA047	M 1 OHM, J,1/3W	1	
		R17135	D0GF1R0JA047	M 1 OHM, J,1/3W	1	
		R17145	D0GBR00J0004	M 0 OHM J 1/10W	1	
		R17146	D0GBR00J0004	M 0 OHM J 1/10W	1	
		R17161	D0GBR00J0004	M 0 OHM J 1/10W	1	
		R17162	D0GBR00J0004	M 0 OHM J 1/10W	1	
		R17180	D0GBR00J0004	M 0 OHM J 1/10W	1	
		R17181	D0GF1R0JA047	M 1 OHM, J,1/3W	1	
		R17187	D0GBR00J0004	M 0 OHM J 1/10W	1	

# Model No. : TX-P50GT60E,P50GTW60 Parts List

Change	Safety	Ref. No.	Part No.	Part Name & Description	Q'ty	Remarks
		R17192	D0GF1R0JA047	M 1 OHM,J,1/3W	1	
		R17194	D0GD224JA052	M 220KOHM,J,1/8W	1	
		R17196	D0GB331JA065	M330 OHM J 1/10W	1	
		R17197	D0GD151JA059	M 150 OHM,J,1/4W	1	
		R17201	D0GB101JA065	M 100 OHM,J,1/10W	1	
		R17214	D0GF1R0JA047	M 1 OHM,J,1/3W	1	
		R17215	D0GB101JA065	M 100 OHM,J,1/10W	1	
		R17216	D0GBR00J0004	M 0 OHM J 1/10W	1	
		R17217	D0GB101JA065	M 100 OHM,J,1/10W	1	
		R17218	D0GB101JA065	M 100 OHM,J,1/10W	1	
		R17219	D0GB101JA065	M 100 OHM,J,1/10W	1	
		R17220	D0GB101JA065	M 100 OHM,J,1/10W	1	
		R17223	D0GBR00J0004	M 0 OHM J 1/10W	1	
		R17224	D0GBR00J0004	M 0 OHM J 1/10W	1	
		R17225	D0GBR00J0004	M 0 OHM J 1/10W	1	
		R17226	D0GBR00J0004	M 0 OHM J 1/10W	1	
		R17227	D0GB101JA065	M 100 OHM,J,1/10W	1	
		R17228	D0GB101JA065	M 100 OHM,J,1/10W	1	
		R17229	D0GB101JA065	M 100 OHM,J,1/10W	1	
		R17230	D0GB101JA065	M 100 OHM,J,1/10W	1	
		R17231	D0GB101JA065	M 100 OHM,J,1/10W	1	
		R17232	D0GB101JA065	M 100 OHM,J,1/10W	1	
		R17233	D0GF1R0JA047	M 1 OHM,J,1/3W	1	
		R17235	D0GF1R0JA047	M 1 OHM,J,1/3W	1	
		R17237	D0GF1R0JA047	M 1 OHM,J,1/3W	1	
		R17239	D0GF1R0JA047	M 1 OHM,J,1/3W	1	
		R17241	D0GF1R0JA047	M 1 OHM,J,1/3W	1	
		R17261	D0GD224JA052	M 220KOHM,J,1/8W	1	
		R17263	D0GB681JA065	M 680 OHM,J,1/10W	1	
		R17264	D0GB681JA065	M 680 OHM,J,1/10W	1	
		R17283	D0GBR00J0004	M 0 OHM J 1/10W	1	
		R17284	D0GB331JA065	M330 OHM J 1/10W	1	
		R17286	D0GB470JA065	M 47 OHM,J,1/10W	1	
		R17287	D1H84704A041	NETWORK RESISTER	1	PAVCCZ
		R17289	D1H84704A041	NETWORK RESISTER	1	PAVCCZ
		R17292	D0GB470JA065	M 47 OHM,J,1/10W	1	
		R17295	D1H86814A041	NETWORK RESISTER	1	PAVCCZ
		R17301	D0GD224JA052	M 220KOHM,J,1/8W	1	
		R17304	D0GB470JA065	M 47 OHM,J,1/10W	1	
		R17305	D0GB470JA065	M 47 OHM,J,1/10W	1	
		R17307	D0GB101JA065	M 100 OHM,J,1/10W	1	
		R17308	D0GB101JA065	M 100 OHM,J,1/10W	1	
		R17309	D0GB101JA065	M 100 OHM,J,1/10W	1	
		R17310	D0GB101JA065	M 100 OHM,J,1/10W	1	
		R17311	D0GB101JA065	M 100 OHM,J,1/10W	1	
		R17312	D0GB101JA065	M 100 OHM,J,1/10W	1	
		R17313	D0GB101JA065	M 100 OHM,J,1/10W	1	
		R17314	D0GB101JA065	M 100 OHM,J,1/10W	1	
		R17335	D0GF1R0JA047	M 1 OHM,J,1/3W	1	
		R17337	D0GF1R0JA047	M 1 OHM,J,1/3W	1	
		R17339	D0GF1R0JA047	M 1 OHM,J,1/3W	1	
		R17341	D0GF1R0JA047	M 1 OHM,J,1/3W	1	
		R17371	D1H86814A041	NETWORK RESISTER	1	PAVCCZ
		R17372	D0GB681JA065	M 680 OHM,J,1/10W	1	
		R17377	D1H84704A041	NETWORK RESISTER	1	PAVCCZ
		R17378	D1H84704A041	NETWORK RESISTER	1	PAVCCZ
		R17383	D0GBR00J0004	M 0 OHM J 1/10W	1	
		R17384	D0GBR00J0004	M 0 OHM J 1/10W	1	
		R17385	D0GBR00J0004	M 0 OHM J 1/10W	1	
		R17386	D0GBR00J0004	M 0 OHM J 1/10W	1	
		R17391	D0GB681JA065	M 680 OHM,J,1/10W	1	
		R17397	D0GD151JA059	M 150 OHM,J,1/4W	1	

# Model No. : TX-P50GT60E,P50GTW60 Parts List

Change	Safety	Ref. No.	Part No.	Part Name & Description	Q'ty	Remarks
		RL100	K6B1AYY00100	RELAY	1	PAVCCZ
		RM2800	B3RBB0000018	REMOTE SENSOR	1	
		SC2	K1KY02C00002	2P CONNECTOR	1	PAVCCZ
		SC20	K1MY30BA0345	30P CONNECTOR	1	
		SC41	K1KA09AA0707	9P CONNECTOR	1	
		SC42	K1KA09AA0707	9P CONNECTOR	1	
		SC46	K1KA09AA0707	9P CONNECTOR	1	
		SC50	K1KA02AA0193	2P CONNECTOR	1	
		SN2800	B3JB00000208	IC	1	PAVCCZ
		SS11	K1KY02C00002	2P CONNECTOR	1	PAVCCZ
		SS33	K1MY20BA0345	20P CONNECTOR	1	
		SS52	K1MY13BA0343	13P CONNECTOR	1	
		SS54	K1MY13BA0443	13P CONNECTOR	1	
		SS57	K1MY13BA0443	13P CONNECTOR	1	
		T200	G4DYA0000499	SWITCHING TRANS	1	PAVCCZ
		T301	G4DYA0000386	SWITCHING TRANS	1	PAVCCZ
		T302	G4DYA0000386	SWITCHING TRANS	1	PAVCCZ
		T303	G4DYA0000452	SWITCHING TRANS	1	PAVCCZ
		T8601	G5BYC0000040	TRANS	1	PAVCCZ
		T16471	G4DYA0000358	SWITCHING TRANS	1	PAVCCZ
		T16472	G4DYA0000252	SWITCHING TRANS	1	
		TU6702	J3ACZBC00002	TUNER	1	PAVCCZ
		VR251	EVMAASA00B14	CONTROL 10KOHMB	1	
		X8300	H0J250500106	CRYSTAL	1	PAVCCZ
		X8600	H0J120500097	CRYSTAL	1	PAVCCZ
		X9300	H0J200500091	CRYSTAL	1	
		X9500	H0J200500091	CRYSTAL	1	
		ZA100	K4AD01A00002	TERMINAL	1	
		ZA101	K4AD01A00002	TERMINAL	1	
		ZA600	K4AD01A00002	TERMINAL	1	
		ZA601	K4AD01A00002	TERMINAL	1	
		ZA602	K4AD01A00002	TERMINAL	1	
		ZA16001	K4AD01D00020	TERMINAL	1	PAVCCZ
		ZA16002	K4AD01D00020	TERMINAL	1	PAVCCZ
		ZA16101	K4AD01D00019	TERMINAL	1	PAVCCZ
		ZA16102	K4AD01D00019	TERMINAL	1	PAVCCZ
		ZA16106	K4AD01D00019	TERMINAL	1	PAVCCZ
		ZA16111	K4AA03D00002	TERMINAL	1	PAVCCZ
		ZA16112	K4AA03D00002	TERMINAL	1	PAVCCZ
		ZA16116	K4AA03D00002	TERMINAL	1	PAVCCZ
		ZA16402	K4AD01D00020	TERMINAL	1	PAVCCZ
		ZA16403	K4AD01D00020	TERMINAL	1	PAVCCZ
		ZA16404	K4AD01D00020	TERMINAL	1	PAVCCZ
		ZA16411	K4AA03D00002	TERMINAL	1	PAVCCZ
		ZA16422	K4AA03D00002	TERMINAL	1	PAVCCZ



24

27 Assembly screw (5)  
(black) M4 × 10

Bracket

28 Assembly screw (7)  
(black) M5 × 16



25 Neck



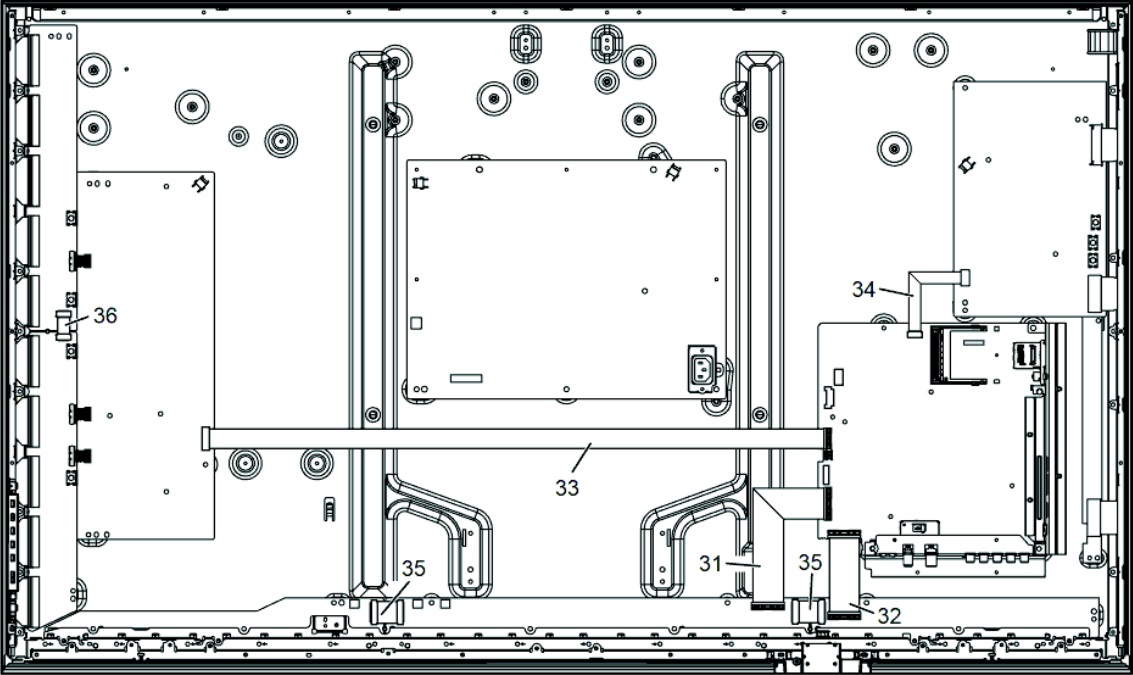
7 Base



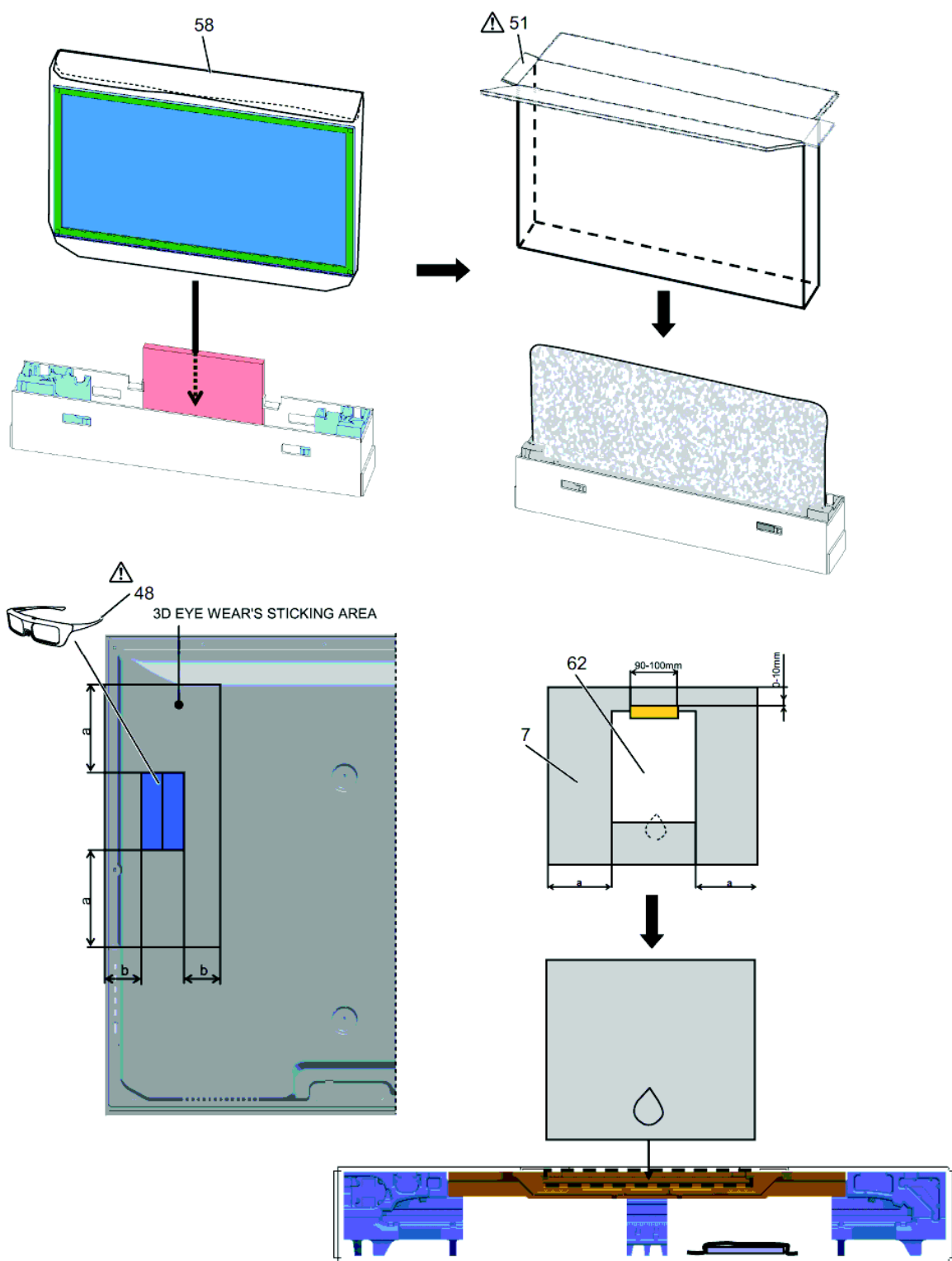
23 Cover

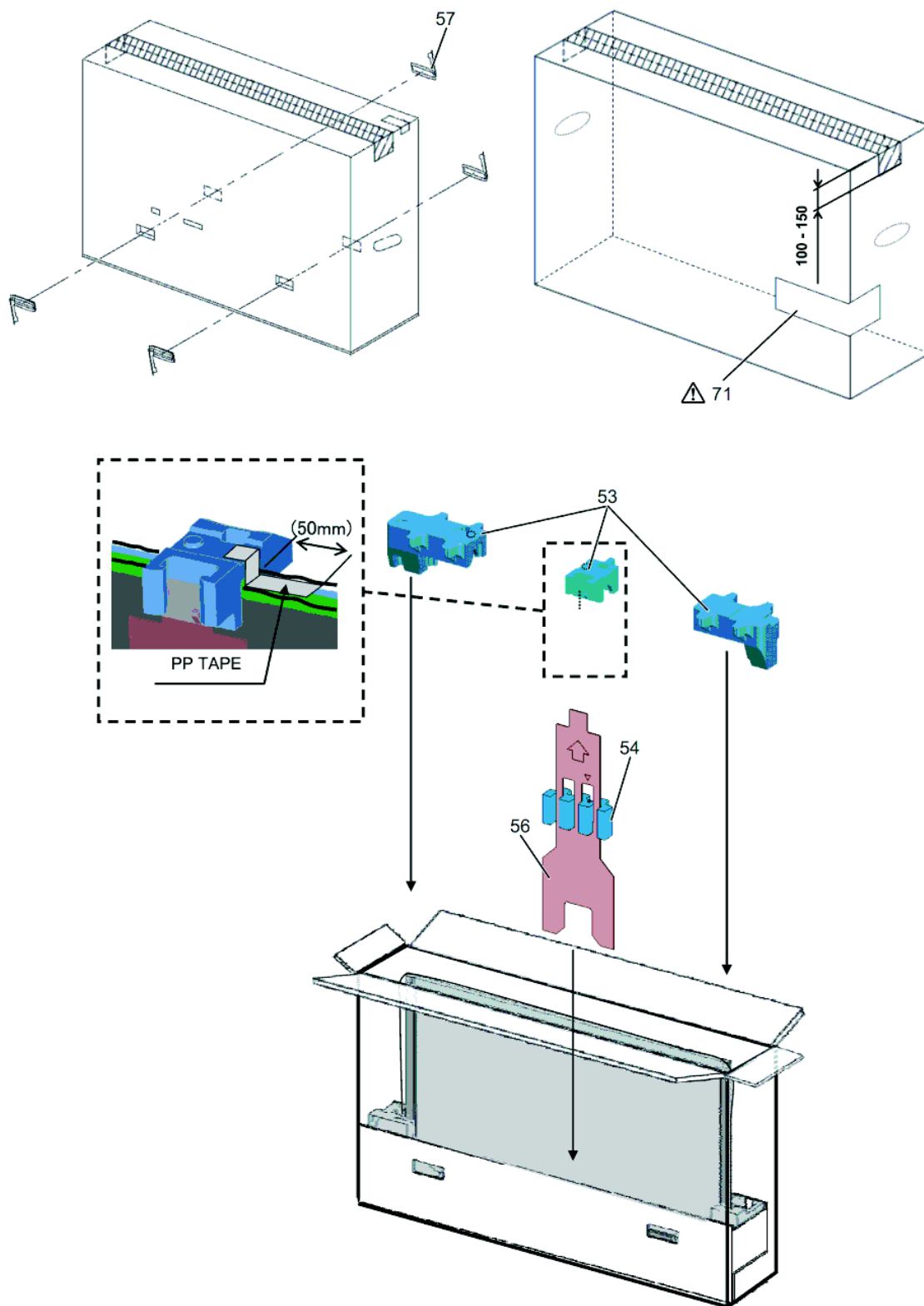

















































# Model No. : TX-P50GT60E,P50GTW60 Parts List

Change	Safety	Ref. No.	Part No.	Part Name & Description	Q'ty	Remarks
		41	BAT-C-0863	Battery Cover of RC	1	PAVCCZ
		42	J0KG00000173	FERRITE CORE PACK FOR LAN CABLE	1	PAVCCZ
		43	J0KG00000175	FERRITE CORE FOR HP CABLE	1	PAVCCZ
		1	K0RB00600029	CONTROL UNIT ASSY	1	PAVCCZ
			K1HY05YY0054	USB CABLE (A-WIFI)	1	PAVCCZ
		44	K1HY20YY0013	CABLE (SCART)	1	PAVCCZ
	⚠	45	K2CN3YY00016	AC CORD	1	PAVCCZ
	⚠	45	K2CS3YY00028	AC CORD	1	(GTW) PAVCCZ
		2	L0EYAA000032	SPEAKER SLIM SQ	2	PAVCCZ
		3	L0EYAA000035	WOOFER MIDDLE	1	PAVCCZ
	⚠	4	MD50F16C5Z	PLASMA DISPLAY PANEL	1	PAVCCZ
		47	N2QAYB000863	REMOTE CONTROL	1	PAVCCZ
	⚠	5	N5HBZ0000101	WIFI DONGLE	1	PAVCCZ
	⚠	6	N5HZZ0000130	BLUETOOTH DONGLE	1	PAVCCZ
	⚠	48	N5ZZZ00000310	ACTIVE 3D EYEWEAR	2	PAVCCZ
		7	TBL5ZX06881	PEDESTAL BASE ASSY	1	PAVCCZ
			TEWB646	GASKET (T3*W7*L10 BOTTOM SHIELD METAL)	1	PAVCCZ
			TEWB770	GASKET (T3*W10*L15)	1	PAVCCZ
			THEC141J	SCREW (MODULE-CABINET:15)	15	
			THEC1509	SCREW (BC:19 PEDE_CO:4 DONGLE:1 TU_SH:8 LED:2)	34	chap.9.2.6. (1)
			THEC164J	SCREW (WOOFER:3)	3	PAVCCZ
			THEJ036J	SCREW	3	
			THEL0239	SCREW (TU:2 AC_CORD:2)	4	chap.9.2.6. (2)
			THEL116J	SCREW	6	PAVCCZ
		8	TKK5ZC50421	LED PANEL	1	PAVCCZ
		9	TKKL5493	M8 CAP	4	chap.9.2.6. (3)
		10	TKP0EA00701	CI BRACKET	1	PAVCCZ
		11	TKP5ZA28401	DONGLE COVER	1	PAVCCZ
	⚠	12	TKP5ZA28502	BOTTOM COVER	1	PAVCCZ
		13	TKP5ZA32801	LED PANEL CASE	1	PAVCCZ
		14	TKZ5ZX50401	METAL BRACKET BOTTOM	1	PAVCCZ
			TMKK486	HEAT RUBBER	2	
			TMKK493	THERMAL CONDUCTIVE SHEET (TOP) (PRO4/GCX)	2	PAVCCZ
			TMKK494	THERMAL CONDUCTIVE SHEET (BOTTOM) (FOR EX)	2	PAVCCZ
			TMKK500	THERMAL CONDUCTIVE SHEET (TOP) (FOR PD6H)	1	PAVCCZ
			TMKK533	RUBBER (SC-PCB)	1	PAVCCZ
			TMKK540	THERMAL CONDUCTIVE SHEET (TOP) (FOR D DR)	2	PAVCCZ
		49	TMME289	CLAMPER	1	
			TMME415	SPACER	4	
			TMMJ124	RUBBER SHEET FOR SC/SS BOARD	6	PAVCCZ
		15	TMXX073	AC CORD CLAMPER A	1	(E) PAVCCZ
		15	TMXX073	AC CORD CLAMPER A	2	(GTW) PAVCCZ
		16	TMXX074	AC CORD CLAMPER B	1	PAVCCZ
	⚠	51	TPC0EA16001	CARTON BOX TOP	1	PAVCCZ
		52	TPC0EA16101	CARTON BOX BOTTOM	1	PAVCCZ
		53	TPD0E12591	TOP CUSHION	1	PAVCCZ
		54	TPD0E50041	FRONT CUSHION	1	PAVCCZ
		55	TPD0E92341	PEDESTAL CUSHION	1	PAVCCZ
		56	TPD0E92421	FRONT CUSHION PAD	1	PAVCCZ
		57	TPDX0033	JOINT	4	PAVCCZ
		58	TPE0E4093	SET BAG	1	PAVCCZ
		59	TPE0E9003	PLASTIC BAG FOR AC CORD	1	(E) PAVCCZ
		59	TPE0E9003	PLASTIC BAG FOR AC CORD	2	(GTW) PAVCCZ
		60	TPE0E9008	BAG (INSTRUCTION BOOK)	1	PAVCCZ
			TPG0E9860	PAPER CAP	0.2	PAVCCZ

# Model No. : TX-P50GT60E,P50GTW60 Parts List

Change	Safety	Ref. No.	Part No.	Part Name & Description	Q'ty	Remarks
		61	TQB0E2319A	INSTRUCTION BOOK (GERMAN)	1	(E) PAVCCZ
		61	TQB0E2319B	INSTRUCTION BOOK (DUTCH)	1	(E) PAVCCZ
		61	TQB0E2319C	INSTRUCTION BOOK (ITALIAN)	1	(E) PAVCCZ
		61	TQB0E2319D	INSTRUCTION BOOK (FRENCH)	1	(E) PAVCCZ
		61	TQB0E2319E	INSTRUCTION BOOK (SPANISH)	1	(E) PAVCCZ
		61	TQB0E2319F	INSTRUCTION BOOK (SWEDISH)	1	(E) PAVCCZ
		61	TQB0E2319G	INSTRUCTION BOOK (NORWEGIAN)	1	(E) PAVCCZ
		61	TQB0E2319H	INSTRUCTION BOOK (FINNISH)	1	(E) PAVCCZ
		61	TQB0E2319I	INSTRUCTION BOOK (LITHUANIAN)	1	(E) PAVCCZ
		61	TQB0E2319J	INSTRUCTION BOOK (PORTUGUESE)	1	(E) PAVCCZ
		61	TQB0E2319K	INSTRUCTION BOOK (DANISH)	1	(E) PAVCCZ
		61	TQB0E2319M	INSTRUCTION BOOK (BULGARIAN)	1	(E) PAVCCZ
		61	TQB0E2319N	INSTRUCTION BOOK (ROMANIAN)	1	(E) PAVCCZ
		61	TQB0E2319O	INSTRUCTION BOOK (LATVIAN)	1	(E) PAVCCZ
		61	TQB0E2319P	INSTRUCTION BOOK (POLISH)	1	(E) PAVCCZ
		61	TQB0E2319Q	INSTRUCTION BOOK (HUNGARIAN)	1	(E) PAVCCZ
		61	TQB0E2319R	INSTRUCTION BOOK (CZECH)	1	(E) PAVCCZ
		61	TQB0E2319S	INSTRUCTION BOOK (GREEK)	1	(E) PAVCCZ
		61	TQB0E2319T	INSTRUCTION BOOK (TURKISH)	1	(E) PAVCCZ
		61	TQB0E2319U	INSTRUCTION BOOK (ENGLISH)	1	(E) PAVCCZ
		61	TQB0E2319V	INSTRUCTION BOOK (CROATIAN)	1	(E) PAVCCZ
		61	TQB0E2319W	INSTRUCTION BOOK (SLOVAKIAN)	1	(E) PAVCCZ
		61	TQB0E2319Z	INSTRUCTION BOOK (ESTONIAN)	1	(E) PAVCCZ
		61	TQB0E2362A	INSTRUCTION BOOK (GERMAN)	1	(GTW) PAVCCZ
		61	TQB0E2362B	INSTRUCTION BOOK (DUTCH)	1	(GTW) PAVCCZ
		61	TQB0E2362C	INSTRUCTION BOOK (ITALIAN)	1	(GTW) PAVCCZ
		61	TQB0E2362D	INSTRUCTION BOOK (FRENCH)	1	(GTW) PAVCCZ
		61	TQB0E2362E	INSTRUCTION BOOK (SPANISH)	1	(GTW) PAVCCZ
		61	TQB0E2362R	INSTRUCTION BOOK (CZECH)	1	(GTW) PAVCCZ
		61	TQB0E2362T	INSTRUCTION BOOK (TURKISH)	1	(GTW) PAVCCZ
		62	TQD0E19088	FLYER FOR PEDESTAL	1	PAVCCZ
		31	TSCKF0180016	CABLE (A31-C21)	1	PAVCCZ
		32	TSCKF0180017	CABLE (A32-C31)	1	PAVCCZ
		33	TSCKZ0040032	CABLE (A20-SC20)	1	PAVCCZ
		34	TSCLZ0010049	CABLE (A33-SS33)	1	PAVCCZ
		35	TSXL724	CABLE (C10-C20/C26-C36)	2	
		36	TSXM217	CABLE (SU11-SD11)	1	
		21	TTU0E1190	REAR COVER	1	(E) PAVCCZ
		21	TTU0E1289	REAR COVER	1	(GTW) PAVCCZ
		22	TUC5ZX5001	EARTH PLATE	1	PAVCCZ
			TUX5ZE0214	SIDE SHIELD METAL	1	PAVCCZ
			TUX5ZE0223	BOTTOM SHIELD METAL	1	PAVCCZ
		23	TXFBL5Z0124	PEDESTAL STAND METAL COVER ASSY	1	PAVCCZ
		24	TXFBL5Z0132	PEDESTAL STAND METAL ASSY	1	PAVCCZ
		25	TXFBL5Z0156	PEDESTAL NECK ASSY	1	PAVCCZ
		26	TXFKR5Z0119	CABINET ASSY	1	PAVCCZ
		63	TXFPD01ZDUE	BOTTOM CUSHION WITH PP TAPE	1	PAVCCZ
		71	TXFQF02ATVE	CARTON LABEL ASSY	1	(E) PAVCCZ
		71	TXFQF02EVVE	CARTON LABEL ASSY	1	(GTW) PAVCCZ
			TXJ/A1ATVE	WIRE (A1-K10/BT)	1	PAVCCZ
			TXJA12ATVE	SPEAKER LEAD (A12-SPL/SPR/WOOFER)	1	PAVCCZ
			XTV3+8GFJK	SCREW (BT DONGLE:1)	1	
			XYN3+F6FJ	SCREW (C:12)	12	
			XYN3+J10FJ	SCREW	2	
			XYN4+E6FJ	SCREW (INLET EARTH:1)	1	
		27	XYN4+F10FNK	SCREW	5	PAVCCZ
			XYN4+F8FJ	SCREW (SC-SUSD:2 SS-SS2:3)	5	
		28	XYN5+F16FJK	SCREW	7	PAVCCZ