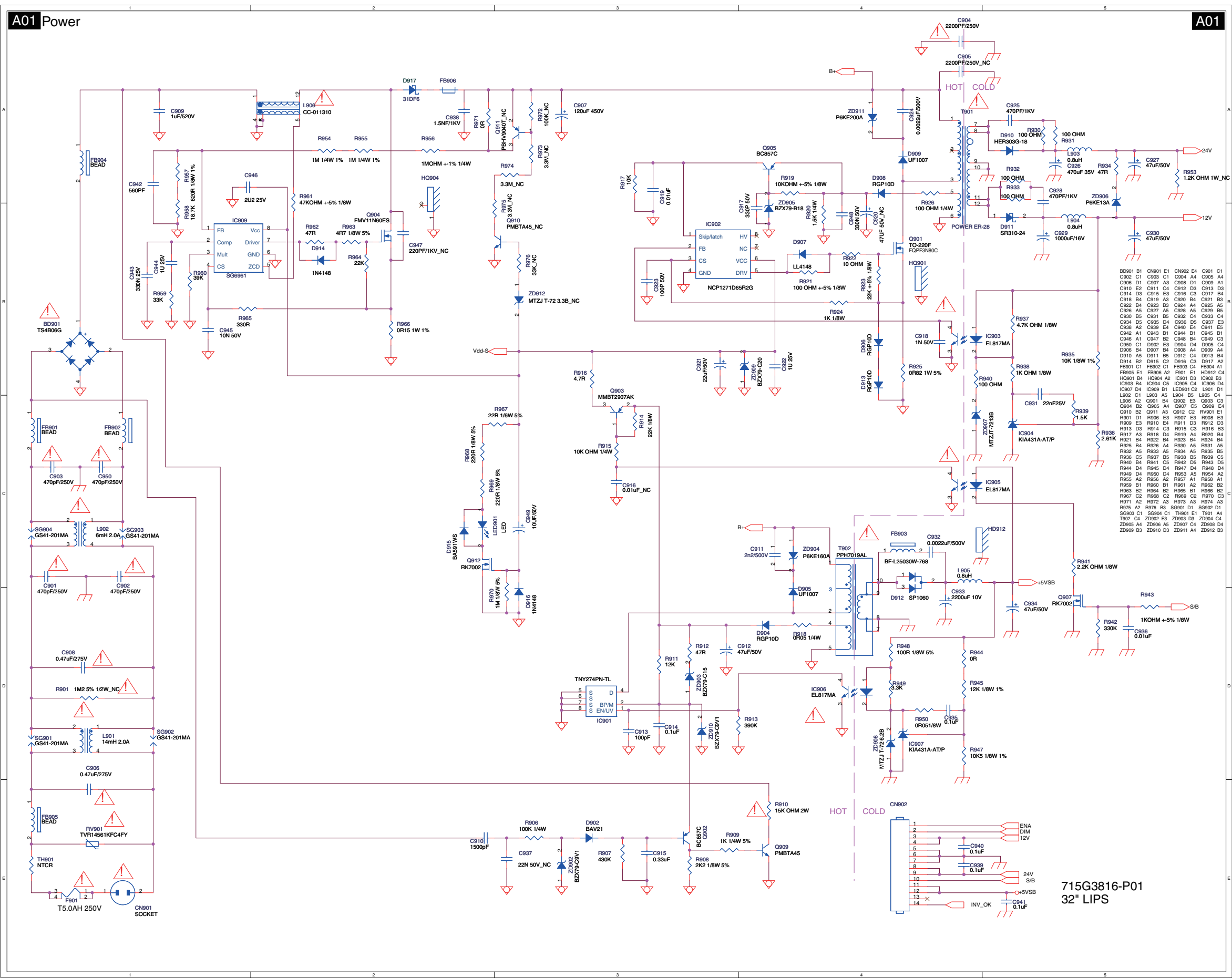
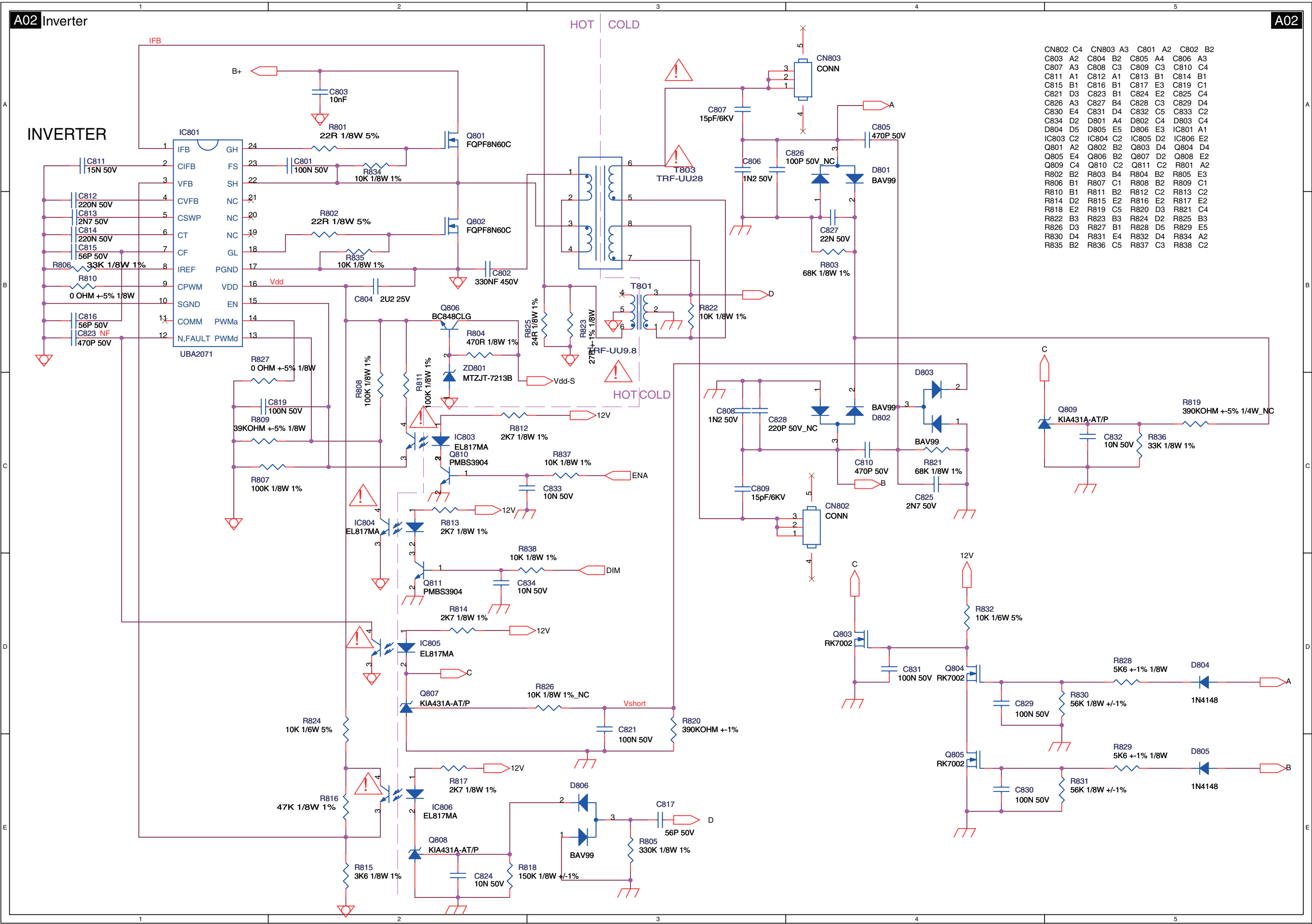


10. Circuit Diagrams and PWB Layouts

Power 32"

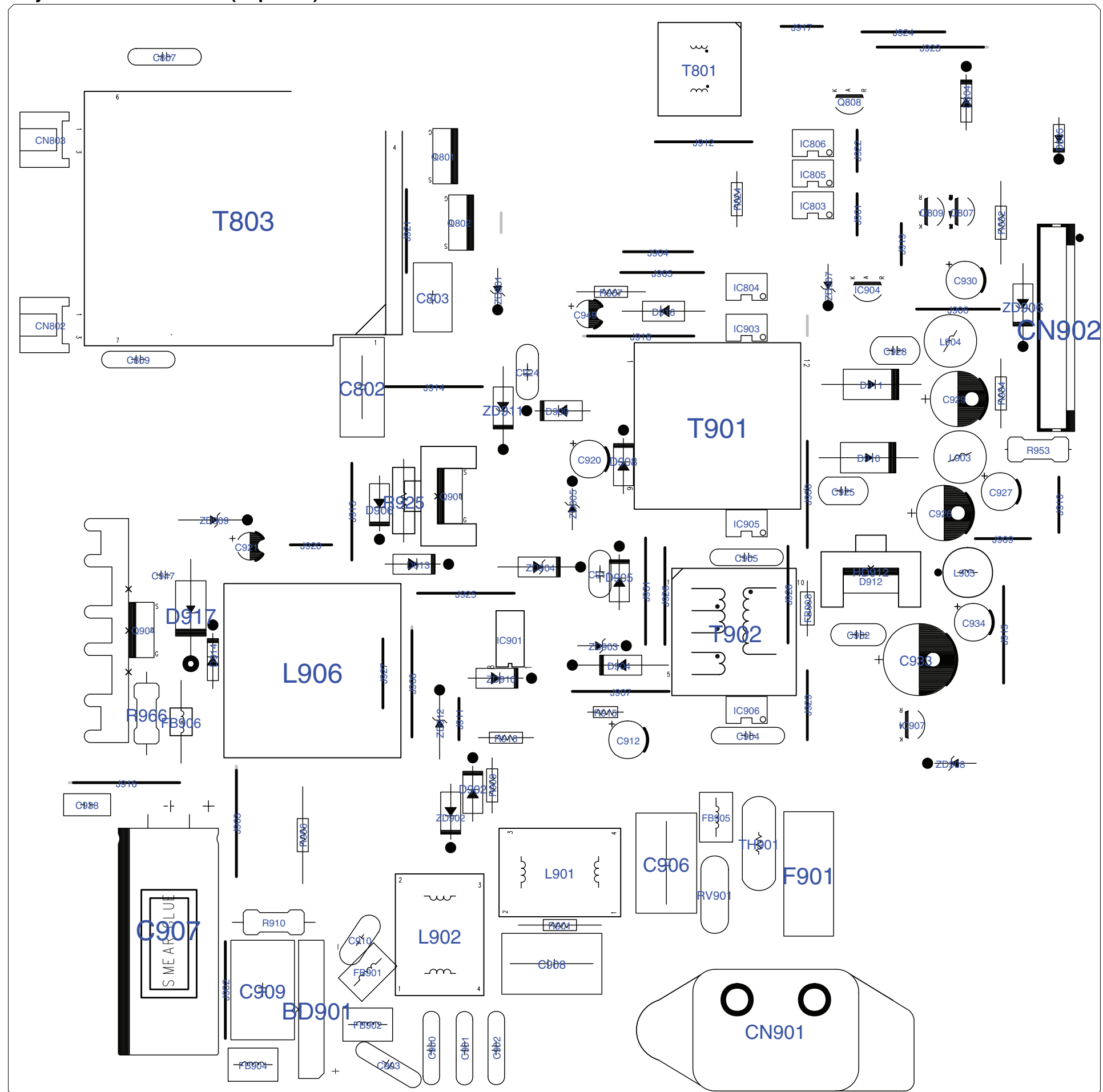


Inverter 32"



CN802	C4	CN803	A3	C801	A2	C802	B2
C803	A2	C804	B2	C805	A4	C806	A3
C807	A3	C808	C3	C809	C3	C810	C4
C811	A1	C812	A1	C813	B1	C814	B1
C815	B1	C816	B1	C817	E3	C819	C1
C821	D3	C823	B1	C824	E2	C825	C4
C826	A3	C827	B4	C828	C3	C829	D4
C830	E4	C831	D4	C832	C5	C833	C2
C834	D2	D801	A4	D802	C4	D803	C4
D804	D5	D805	E5	D806	E3	IC801	A1
IC803	C2	IC804	C2	IC805	D2	IC806	E2
Q801	A2	Q802	B2	Q803	D4	Q804	D4
Q805	E4	Q806	B2	Q807	D2	Q808	E2
Q809	C4	Q810	C2	Q811	C2	R801	A2
R802	B2	R803	B4	R804	B2	R805	E3
R806	B1	R807	C1	R808	B2	R809	C1
R810	B1	R811	B2	R812	C2	R813	C2
R814	D2	R815	E2	R816	E2	R817	E2
R818	E2	R819	C5	R820	D3	R821	C4
R822	B3	R823	B3	R824	D2	R825	B3
R826	D3	R827	B1	R828	D5	R829	E5
R830	D4	R831	E4	R832	D4	R834	A2
R835	B2	R836	C5	R837	C3	R838	C2

Layout Power Board 32" (Top Side)



Layout Power Board 32" (Bottom Side)

